



REPUBLIC OF TURKEY
MINISTRY OF FOOD AGRICULTURE
AND LIVESTOCK
PROVINCIAL DIRECTORATE OF MANİSA

Hasan ÇEBİ
Director of Provincial



REPUBLIC OF TURKEY
MINISTRY OF FOOD AGRICULTURE
AND LIVESTOCK

REPUBLIC OF TURKEY



Republic of Turkey;

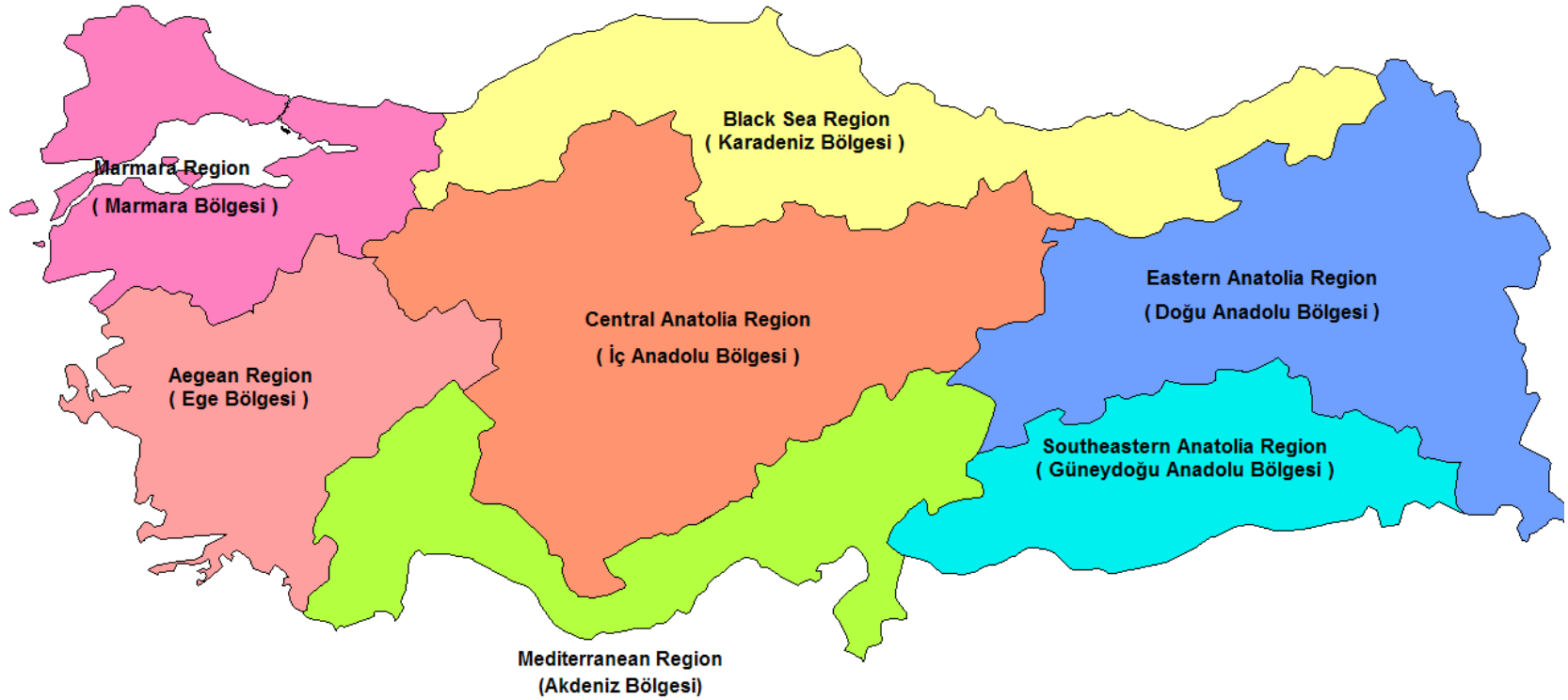
Turkey is located in the Northern Hemisphere, with 36 to 42 ° north latitude and between 26 to 45 degrees east longitude.

Ankara is the capital city, and Turkey is a country which has area in both the European and Asian continent. A large part of the country's territory is located in the Anatolian peninsula, a division located in Thrace, which is an extension of the Balkan Peninsula.

Turkey's three sides are surrounded by Mediterranean Sea, Black Sea and which connects the two seas and is surrounded by the Aegean Sea and Sea of Marmara.

Neighbors ; Greece in the west and Bulgaria. in the east, Georgia, Armenia, Azerbaijan and Iran Iraq and Syria in the south is.

Turkey consists of seven geographical regions.



MANİSA

Manisa is western Anatolia landlocked but the closest cities to the seaside. Geographically, It is located in the central and north Aegean region, western Aegean Sea is located in western, Eastern Anatolia Region is located in the Inner West. Manisa consists 54.3% from the mountains, 27.8% of the plateau and 17.8% of plains.



MANİSA



MANİSA

Manisa extends in an east-west direction are fertile plains. The main flats are Soma-Kırkağaç and Akhisar. Manisa is our city's which has the biggest and most important valley plains along the Gediz, Turgutlu, Salihli and Alaşehir plains area is 120 km long fertile plains.

The main rivers of the city with the arm are Gediz River and Bakırçay. Marmara lake which is one of the two important natural lakes of the Aegean is in our city. Demirköprü Dam not only in our city, it is one of the important major dams in the region.



As the end of 2013; Turkey's population was 76,667,864 and 1.75 percent of Turkey's total population (1,346,162 people) are living in Manisa. Manisa is 14th in Turkey population rank.

76.3 percent of Turkey's population live provincial and district, 22,7 percent live in villages. In Manisa this ratio changes as province and district 67.2 percent and villages 32.8 percent.

While average age is 30,1 in Turkey, this rate is 33,6 in Manisa.

Between 1970 – 2013, the average temperature of Turkey is 13,1 °C , Manisa has 16,3 °C. While annual rainfall is 646 mm in Turkey, Manisa's annual rainfall of 705.8 mm and not seen a significant difference between the regions of our province.



REPUBLIC OF TURKEY
MINISTRY OF FOOD AGRICULTURE
AND LIVESTOCK

MANİSA



INDEX	TURKEY	MANİSA
Population	76.667.864	1.346.162
Rural Population Rate	22.7%	32.8
The Mean Age	30,1	33,6
The Number of Farmers	2.214.390	71.243
Agricultural Employment	5.531.000 (22.7%)	212.000 (40.7%)
Average Land Size	6,8 ha. (6.9 parcel)	4,8 ha (5 parcel)
Irrigation Status	5.500.000 ha. (23%)	225.333 ha. (43%)

MANİSA



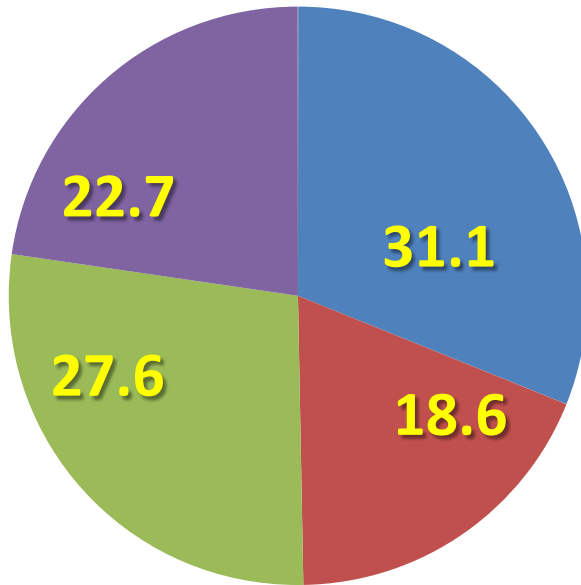
Source : TÜİK 2012, Provincial Directorate of The Ministry 2013

LAND DISTRIBUTION

LAND SPACE	TURKEY		MANİSA	
	SIZE (Hectare)	TOTAL AREA RATIO (%)	SIZE (Hectare)	TOTAL AREA RATIO (%)
Agricultural Land	23.811.000	31,1	513.937	38,9
Meadow-Grassland	14.617.000	18,6	32.529	2,5
Forest	21.678.134	27,6	534.649	40,5
Others	17.802.336	22,7	238.984	18,1
Acreage	78.534.700	100	1.320.100	100

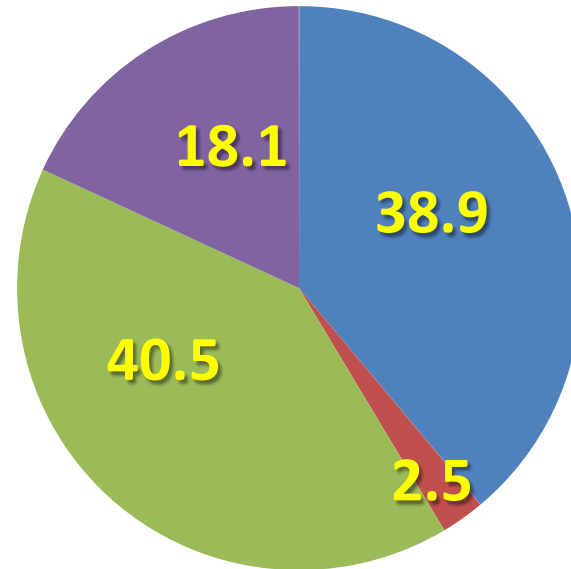
LAND DISTRIBUTION

TURKEY



- Agricultural Land
- Meadow-Grassland
- Forest
- Others

MANİSA



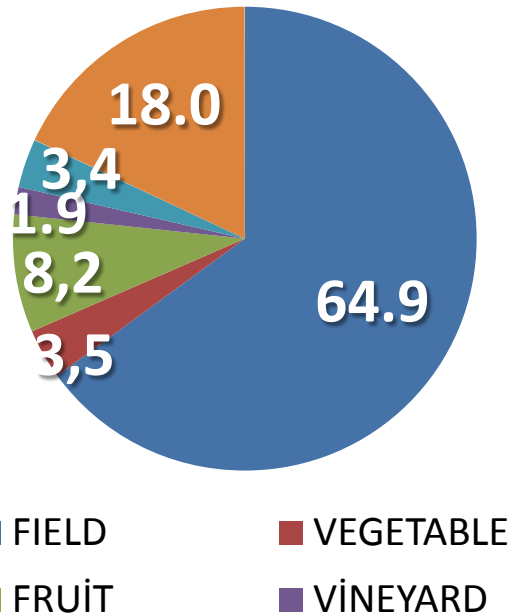
- Agricultural Land
- Meadow-Grassland
- Forest
- Others

DISTRIBUTION OF PROCESSED AGRICULTURAL AREAS

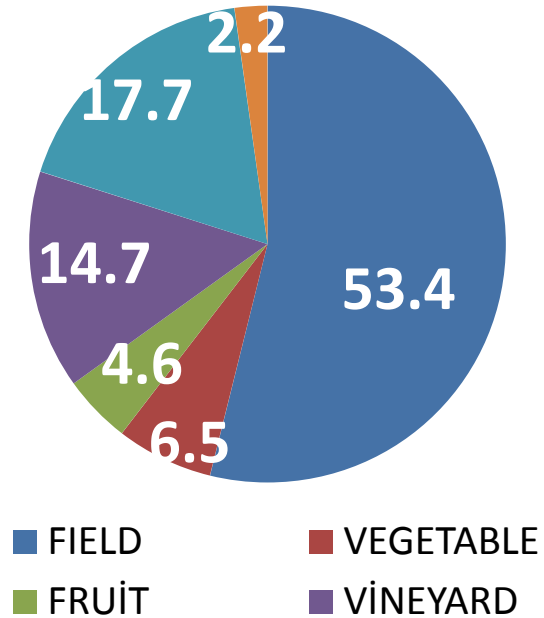
	TURKEY		MANİSA	
	HECTARE	(%)	HECTARE	(%)
FIELD	15.464.000	64,9	274.399	53,4
VEGETABLE	827.000	3,5	33.650	6,5
FRUIT	1.192.000	8,2	23.461	4,6
VINEYARD	462.000	1,9	75.400	14,7
OLİVE	814.000	3,4	90.873	17,7
FALLOW	4.286.000	18,0	11.488	2,2
TOTAL	23.811.000	100	513.937	100

DISTRIBUTION OF PROCESSED AGRICULTURAL AREAS

TURKEY



MANİSA



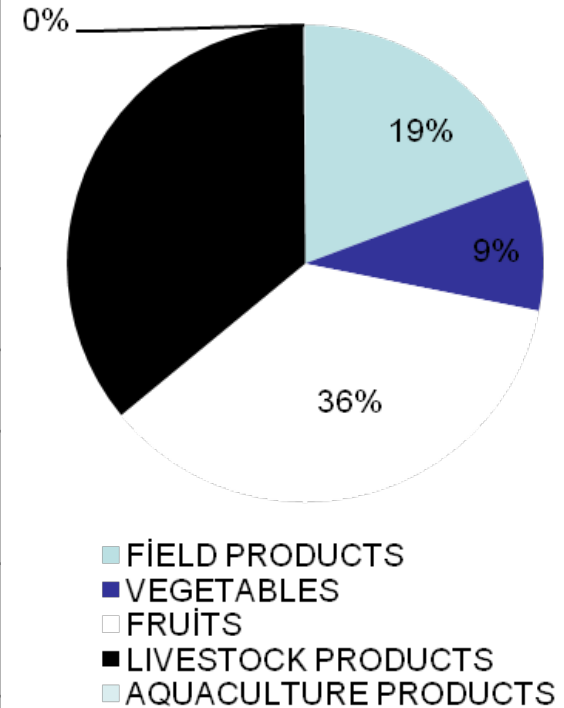
ANIMAL WEALTH

TYPE		TURKEY NUMBER	MANİSA NUMBER	RATIO (%)
BOVINE		14.415.000	240.522	1,67
SMALL ANIMALS	SHEEP	29.284.000	718.126	2,45
	GOAT	9.225.000	191.272	2,07
SMALL ANIMALS TOTAL		38.509.000	909.398	2,36
CHICKEN (egg given + broiler)		266.153.45 4	31.588.706	11,87
beehive		6.641.348	74.952	1,13

AGRICULTURAL PRODUCTION VALUE

AGRICULTURAL PRODUCTS PRODUCTION VALUES

PRODUCTS		MANİSA PRODUCTION VALUE (TL)
HERBAL PRODUCTS PRODUCTION	FIELD PRODUCTS	1.255.249.050
	VEGETABLES	581.715.743
	FRUITS	2.334.143.150
LIVESTOCK PRODUCTS PRODUCTION		2.337.774.640
AQUACULTURE PRODUCTION		6.891.836
TOTAL		6.515.774.419



MANİSA İN TURKEY

HERBAL PRODUCTION

The most important herbal products of Manisa are raisins, grapes, olives, cherry, tobacco, sun dried and fresh tomatoes, corn, melon and watermelon. The major agricultural products in our city and the place in the country of production according to TÜİK 2013 is given below

PRODUCT TYPE	TURKEY PRODUCTION 2013 (TONNE)	MANİSA PRODUCTION 2013 (TONNE)	RATIO%
GRAPES (TOTAL)	4.011.409	1.212.471	30,23
RAISINS	957.049	901.265	94,17
FRESH GRAPES	2.132.602	302.236	14,17
TOBACCO	90.000	29.799	33,11
OLIVE	1.676.000	207.112	12,36
CORN	5.900.000	480.755	8,15
CHERRY	494.325	34.993	7,08
TOMATOES	11.820.000	866.934	7,33
MELON	1.699.550	108.940	6,41
WATERMELON	3.877.324	124.265	3,20
WHEAT	22.050.000	391.057	1,77

LIVESTOCK PRODUCTION

The major livestock products of Manisa are chicken and egg. In recent years, the investments made by the private sector as a result of bovine livestock ,milk production has gained .The major livestock products in our city and the place in the country production according to TÜİK 2013 is given below.

PRODUCT TYPE	TURKEY PRODUCTION 2013 (TONNE)	MANİSA PRODUCTION 2013 (TONNE)	RATIO %
EGG	16.496.751.000	2.573.087.400	15,59
CHICKEN	1.758.363	248.526	14,13
MILK (Cow)	16.673.009	528.101	2,6

FRESH VEGETABLES

Fresh vegetables production has been made on 57,2 million hectare area in the world, in 2012. In this area total fresh vegetables production is 1,1 billion tonne and tomatoes is the world's most widely grown vegetable product with 162 million tonne production. Tomatoes products are followed by watermelon (105 million tonne), onion (83 million tonne), cabbage (70 million tonne), cucumber and gherkins (65 million tonne).

Top 5 Products in World Production of Fresh Vegetables

<u>Product</u>	<u>Production (tonne)</u>
1 Tomatoes	161.793.834
2 Watermelon	105.372.341
3 Onion	82.851.732
4 Cabbage	70.104.972
5 Cucumber and Gherkin	65.134.078

MANİSA IN THE WORLD

FRESH VEGETABLES

In 2012, 1.087.591.891 tonne fresh vegetables production has been made around the world. PRC has the widest fresh vegetables production rate with 574 million production. Agricultural products are produced mostly in PRC with the effect of wide geographical structure, and also PRC has 52 percent of the total fresh vegetables production in the world.

The countries which produce fresh vegetables in the world are given below;

Country	Production (tonne)	Ratio (%)
China	573.935.000	52,77
India	109.140.990	10,04
USA	35.947.720	3,31
Turkey	27.818.918	2,56
Iran	23.485.675	2,16

FRESH VEGETABLES

All vegetables types in Turkey can be grown in our city because of favorable climate and soil structure. In 2013, vegetable was grown on 33.650 hectare area in our city and 1.426.025 fresh vegetables was produced. 5 products has 581.715.743 TL production value are given below;

<u>Product</u>	<u>Production (tonne)</u>
Tomatoes	866.934
Watermelon	124.265
Melon	108.940
Pepper	51.337
Cucumber	44.142



FRESH FRUIT

According to FAO's 2012 data, fresh fruit was grown on 56,5 million hectares area in the world. In this area total fresh fruit production is 637 million tonne and banana with average 102 million tonne production amount is the most widely grown fresh fruit in the world. Banana is followed by apple (76,3 million tonne), orange (68,2 million tonne), grapes (67 million tonne) and mango (42,1 million tonne).

Top 5 Products in the World Fruit Production(Tonne)

<u>Product</u>	<u>Production (tonne)</u>
Banana	101.992.743
Apple	76.378.738
Orange	68.223.759
Grapes	67.067.129
Mango	42.139.837

MANİSA IN THE WORLD

FRESH FRUIT

According to FAO data, fruit producing countries in the world rankings are as follows;

	Country	Production (Million tonne)	Ratio (%)
1.	China	137	21,6
2.	India	71	11,1
3.	Brazil	38,3	6
4.	USA	26,5	4,1
5.	Indonesia	17,7	2,8
8.	Turkey	15	2,4

MANİSA IN THE WORLD

FRESH FRUIT

The highest 10 fresh production which can be grown in the world, only grapes, apples, pears and peaches are produced in Manisa. Fruit has been grown on 18.973 hectares area, in 2013, 1,533,790 tons fresh fruit was produced.

Food production value of our city is 2.234.143.150 TL and the highest production of 5 products are given below;

<u>Product</u>	<u>Production (tonne)</u>
Grape	1.212.471
Olive	207.112
Cherry	34.993
Strawberry	16.307
Apricot	12.394

GRAPE

Grape has been grown since 5000 B.C. which coming from Anatolia and the Caucasus. Grape is grown on 6.969.373 hectares are in the world. Total world grape production is 67 million tonne and followed respectively as shown below;

1.	China	9,6 Million tonne,
2.	USA	6,6 Million tonne
3.	Italy	5,8 Million tonne
4.	France	5,3 Million tonne
5.	Spain	5,2 Million tonne
6.	Turkey	4,0 Million tonne

52 percent of grapes which are grown in our country are used as fresh, 38 percent sundried , 10 percent vine and juice .

MANİSA IN THE WORLD

GRAPE

The most important agricultural product of our city is grape. Vinegrowing is done extensively in our city. 14 percent of total agricultural area of Manisa is used as vineyard area. As a result of vinegrowing on 75.400 hectares area, 1.212.471 tonne grape was obtained in 2013.

74.4 percent of grape which is produced in our city is used as dried, 24.9 percent fresh, and last 0.6 percent vine. The grapes produced in our city meets 30 percent of Turkey's total production. The production of grape which has most production value with 1.535.652.750 TL is given below;

PRODUCT	AREA (Ha)	TONNAGE(Tonne)
Dried seedless	56.010,2	901.265
Dried core	105,0	1.050
Fresh core	15.591,3	259.198
Fresh seedless	2.792,2	43.038
For wine	902,2	7.920

MANİSA IN THE WORLD



RAISINS

The grapes produced by the leading manufacturers of a certain part of the country is dried every year and obtained average 1,2 million tonne raisins. Turkey, U.S.A, China, Iran, India, Chile, South Africa, Argentina, Greece and Uzbekistan are the most important dried grape producers of the world. As can be understood from the table, sometimes our country takes first place about producing raisins and sometimes U.S.A is.

World raisins production(a thousand tonne))

Countries	2010	2011	2012
Turkey	248.547	268.949	286.575
USA	330.000	320.000	260.000
China	130.000	120.000	165.000
Iran	155.000	155.000	145.000
India	-	153.000	144.000
Chile	60.000	60.000	75.000
South Africa	40.000	28.650	35.000
Argentina	25.000	23.000	27.000
Greece	25.000	27.000	26.000
Uzbekistan	25.000	25.000	25.000

MANİSA IN THE WORLD

RAISINS

Especially that have known with Sultani Seedless Raisins our city Manisa, meets 94 percent of world raisin production . Producing raisin on 56,115 hectar are the most important source of income of our country with 1.128.418.750 TL.

Being our country first about producing raisin in the world shows that our city is an important grape production area in the world.

Raisin	Production (tonne)	Ratio (%)
World	1.224.575	100
Turkey	286.575	23,4
Manisa	225.316	18,4

MANİSA IN THE WORLD



MANISA IN THE WORLD

OLIVE

In 37 countries around the world olive production is made in economic terms. 95 percent of 10.2 million hectar olive production areas locates in north, Mediterranean area. 86 percent of world olive production actualized in six Mediterranean countries.

WORLD OLIVE PRODUCTION							
COUNTRY	Spain	Italy	Greece	Turkey	Tunis	Morocco	Total
RATIO (%)	26	23	14	10	8	5	86

80.5 percent of Turkey's total olive production in Manisa in Aegean produces 12.3 percent of Turkey production. Total olive production area of our city is 90,873 hektars and there are 17.010.291 trees with olive, 3.677.650 trees without olive. Total olive trees are average 20.687.941.

Olive	Area (ha)	Production (tonne)	Ratio (%)
World	10.201.495	16.555.375	100
Turkey	825.827	1.676.000	10,1
Manisa	90.873	207.112	1,2

MANİSA IN THE WORLD



MANISA IN THE WORLD

OLIVE OIL

World olive oil production amount is 3.320 thousand tonne and 2.650 thousand tonne of this amount is produced by EU countries. EU countries that supply 80 percent of world olive oil requirement give shape world olive oil production. In the same time EU countries consumes 68 percent of produced olive oil.

Turkey is the world's leading olive and olive oil producer with its geographical position and Mediterranean climate same as Italy, Spain, Greece and Tunisia.

In Manisa, we have 70 percent of table olives, 30 percent of olive oil so that means we don't have olive oil more than table olives.

Olive oil	Area (ha)	Production (tonne)	Ratio (%)
World	10.201.495	3.320.022	100
Turkey	825.827	206.300	6,1
Manisa	90.873	12.022	0,36

MANİSA IN THE WORLD



MANISA IN THE WORLD

CHERRY

Cherry shows a wide spread in the world. However commercial production of cherry maintains in Turkey, USA, Iran and Italy. Turkey is located first at 2.5 million tonne of world cherry production.

COUNTRY	Turkey	USA	Iran	Italy	Chile
PRODUCTION (tonne)	494.325	384.000	200.000	104.000	90.000

2,031,927 units of fruiting cherry tree and 1,188,910 units fruitless cherry tree is realized by the presence of 34,993 tonne cherry production on 9.656 hectare area in Manisa. This production maintains 7 percent of total world production.

Cherry	Area (ha)	Production (tonne)	Ratio(%)
World	401.656	2.556.910	100
Turkey	48.331	494.325	19,3
Manisa	9.656	34.993	1,36

MANİSA IN THE WORLD



MANISA IN THE WORLD

TOBACCO

Average 40 percent of 7.5 million total world tobacco produces in China Republic. Followed by India, Brazil and USA. According to USA FAO data, Turkey is located 18 th of world tobacco production.

Manisa supplies 33 percent of country production requirement by producing 30 thousand tonne tobacco.

Tobacco	Area(ha)	Production (tonne)	Ratio(%)
World	4.291.014	7.490.661	100
Turkey	136.233	90.000	1,2
Manisa	9.656	29.799	0,39

MANİSA IN THE WORLD



MANİSA IN THE WORLD

CORN

Corn is a grain which has the highest production over the world. World corn production 872 million tonne and America produces 273 million tonne corn in a year. Brazil 71 million tonne, Meksixo 22 million tonne ve Arjentina 21 million tonne with an annual production of corn are the largest countries in giving direction to the market.

Our country and our city in corn production increased in recent years and our city with 480 thousand tonne of corn production in the country is producing 8% of production.

Corn	Area (ha)	Production (tonne)	Ratio (%)
World	177.379.506	872.066.769	100
Turkey	659.998	5.900.000	0,67
Manisa	35.828	480.755	0,055



REPUBLIC OF TURKEY
MINISTRY OF FOOD AGRICULTURE
AND LIVESTOCK

MANİSA IN THE WORLD



MANİSA IN THE WORLD

WHEAT

The wheat is the most important cereal crop in the world after corn and rice production. China takes first place about producing wheat. This country is followed by India, Russian, USA, France, Australia, Canada, Pakistan, Germany, Kazakhstan, Ukraine and Turkey.

Wheat is the product with the highest production area in our city .391.057 tonne wheat production meets 1.8 percent of our country's need.

Wheat	Area (ha)	Production (tonne)	Ratio(%)
World	215.489.485	670.875.110	100
Turkey	7.772.600	22.050.000	3,2
Manisa	111.315	391.057	0,05

MANİSA IN THE WORLD



MANİSA IN THE WORLD

TOMATOES

China is a leader of manufacturing in the world by average 48.5 million tonne tomatoes. China is followed by India 16.8 million tonne, USA 12.5 million tonne and Turkey 11 million tonne. Despite the fact that our country place 4th in production, it is 12th in terms of area with 220.000 ha area among other tomatoes producing countries.

More than 850 thousand tonne of tomatoes are produced in Manisa. This amount meets 7.3 percent of country production.

Tomatoes	Area (ha)	Production (tons)	Ratio (%)
World	4.803.680	161.793.83	100
Turkey	189.112	11.820.000	7,3
Manisa	13.245	866.934	0,53



MANİSA IN THE WORLD



MANİSA IN THE WORLD

MELON

Our country is one of the major gene centers of melon. Turkey ranks second after China in total world melon production. Approximately 1.7 million tonne melons are produced in Turkey. Maximum of three regions where production takes place, respectively, Central Anatolia, Aegean and Southeast Anatolia. In general melons are produced for the domestic market in our country.

Manisa has approximately 110 thousand tonne production and meets 6.4 percent of country production. Kırkağaç which a part of Manisa takes a big role in this production.

Melon	Area (ha)	Production (tonne)	Ratio (%)
World	1.339.006	31.925.787	100
Turkey	78.768	1.699.550	5,3
Manisa	4.214	108.940	0,34

MANİSA IN THE WORLD



MANİSA IN THE WORLD

WATERMELON

In 2012, 105 million 372 thousand tonne watermelon was produced in the world. China is first with this production received from the 66 per cent share. After China, Turkey is second with 3.7 per cent share in the worlds production and Iran is third with 3,16 per cent share. These countries are followed by Brazil, USA, Russia, Egypt, Uzbekistan, Algeria and Mexico.

Watermelon production is widespread in our city and 124.265 tonne watermelon was produced. Our city meets 3.2 per cent of Turkey production.

Watermelon	Area (ha)	Production (tonne)	Ratio (%)
World	3.472.996	105.372.341	100
Turkey	97.945	3.887.324	3,68
Manisa	3.896	124.265	0,11

MANİSA IN THE WORLD



MANISA IN THE WORLD

EGG

Turkey is tenth in world egg production in 2013 with 16.5 billion units egg production. The maximum egg producing countries in the world are respectively China, USA, India, Mexico, Japan, Russian, Brazil, Indonesia and Ukraine. China meets one-third of world egg production (36,9 per cent). USA is second with 8.19 per cent share, India's share is above 5.42 percent. These three countries share in world production exceeds 50 percent. However, Turkey is second after Neitherlands in the world with exports of \$ 3.9 billion with a volume of eggs.

Poultry sector in our city is highly developed. Our city which is made intensive production and export meets 15.6 per cent of Turkey egg production.

Egg	Broiler (1.000 unit)	Production (1.000 unit)	Ratio (%)
World	4.930.000	1.249.111.000	100
Turkey	88.720	16.496.751	1,31
Manisa	8.577	2.573.087	0,2

MANİSA IN THE WORLD



MANISA IN THE WORLD

BROILER

USA is first with 17 million tons in broiler production, China is second with 12 million and Brazil is third with 11 million. USA meets 18.39 per cent of world production, China 13.67 per cent, Brazil 12.51 and these three countries's the share of the total world production of poultry meat is 44.6%. Turkey places ninth in the world with 1.7 million tons broiler production.

Our city having advanced poultry sector meets 14.1 per cent of Turkey production.

Broiler meat	Production (tons)	Ratio (%)
World	92.811.674	100
Turkey	1.758.363	1,89
Manisa	248.526	0,26



REPUBLIC OF TURKEY
MINISTRY OF FOOD AGRICULTURE
AND LIVESTOCK

MANİSA IN THE WORLD



MANİSA IN THE WORLD

MILK (COW)

Cow's milk has 83 percent of the world's total milk production . 54% of the world's total cow milk production takes place in Asia and Europe. EU member countries in the world take first place with 152 million tonne production, USA is second with 90 million tonne, India is third 60 million tonne, China is fourth with 37 million tonne. Turkey takes eighth place with 16 million tonne.

Livestock sector in our city has started developing recent years. Support and grants given to livestock as a result of dairy cattle began to develop in our city meets the country s 3.16 percent of milk production.

Milk (Cow)	Milked Animal Wealth (Million unit)	Production (tonne)	Ratio (%)
World	269,8	625.753.801	100
Turkey	5,607	16.673.009	2,6
Manisa	0,236	528.101	0,08

MANİSA IN THE WORLD



MANİSA IN THE WORLD

ANIMAL WEALTH

	Cattle (1000 units)	Sheep (1000 units)	Goat (1000 units)	Chicken- Egg (1000 units)
World	1.485.211	1.169.004	996.120	4.930.000
Turkey	14.415	29.284	9.225	88.720
Manisa	240,5	718	191	8.577
World - Manisa Ratio (%)	0,016	0,061	0,019	0,17

EXPORT

Product	2013 Amount (Tonne) *
Raisin	151.533,43
Fresh Grapes	178.596,64
Fresh Cherry	37.077,48
Egg	6.795,63 (113.260.520 unit)
Vegetable oil-Olive oil	1.143
Poultry and its products	43.986
TazFresh Tomatoes	8.911,59
Fresh Peach	3.039,30
Fresh Apricot	3.675,38
Dried Tomatoes	4.631,16
Olive	6.757
Fresh Pears	1.578,50
Corn Seed	1.854,01
Alcohol and non alcohol drink	24
Other Products	101.589,10
TOTAL	551.192,22



REPUBLIC OF TURKEY
MINISTRY OF FOOD AGRICULTURE
AND LIVESTOCK

EXPORT



EXPORT

2013

Turkey Agricultural Sector Export Performance : 21.352.800.000 usd

Manisa All Sectors Export Performance : 4.033.294.000 usd

Manisa Agriculture Export Performance : 613.848.000 usd (% 15,21)

Manisa Agriculture Sector Rate to Country Agriculture : % 2,87

FOOD COMMERCIALS

AGRICULTURE AND AGRO BASED INDUSTRIES			
SUBJECT	NUMBER	SUBJECT	NUMBER
Milk and Milk Products	72	Food Factory	71
Meat and Meat Products	24	Spice	5
Cakes, Pastries, Biscuits Production	371	Fermented and pickled	397
Fruit and Vegetable Processing	43	Alcoholic Drinks	13
Vegetable Oil	125	Beekeeping Product	4
Sugar Products, molasses	58	Egg and Egg product Processing	23
Non-Alcohol Drinks	16	Bakery Products	163
Food Packaging	34	The combined Poultry Sector	11
Dried Food	37	Outlet	7.256
Bakery	481	Mass Consumption Place	6.440
Nuts, Cookies, Chips	54	Unclassified	44
		TOTAL	15.678

Source: Turkey Exporters Assembly Data

OUR DIRECTORATE

In Our directorate; in the framework of Agricultural Policy adopted by our ministry, the professional knowledge, skillequipped, contemporary, collaborative, and agricultural innovative staff could speed by recording the agricultural production.

We're contributing to the development of agriculture in our province and we're contributing to regional projects for improving efficiency and quality. Our aim is the use of innovative technology in research and training activities carries.

Source: Turkey Exporters Assembly Data



All plants and animal production which are performed in Manisa, in all stages of agricultural production, for obtaining the agricultural and food safety, our slogan is from the farm to the dinner table by the inspection and control services in our profile.

Supervision and control services are executed starting from the opening of training with permits and inspection services which is needed for the export of agricultural products along with all food businesses located in our city.

For developing and enhancing of the Rural Development, we're providing the innovative agricultural projects and applications.....

Many thanks for your great interests

Hasan ÇEBİ
Food Agriculture and Livestock
Director of Provincial