

Tentative Program

18th European Ophthalmology Conference

December 04-06, 2017 | Rome, Italy



Interactive
Sessions

Keynote
Lectures

Plenary
Lectures

Workshops

Exhibitors

B2B
Meetings

*****For available speaker slots*****

ophthalmologycongress@ophthalmologyconferences.com

Program at A Glance

Morning Sessions	Day 1	
	Reception/Registration	
	General Session	
	Inaugural Address	
	Least of 3 Keynote/Plenary Talks	Keynote/Plenary Talk 1 (slots available)
		Keynote/Plenary Talk 2 (slots available)
		Keynote/Plenary Talk 3 (slots available)
	Panel Discussions/Group Photo	
	Coffee/Tea Break (Networking)	
	5 Speakers (20min) slots available	
	Lunch Break	
	6 Speakers (20min) slots available	
	Coffee/Tea Break (Networking)	
5 Speakers (20min) slots available		
Evening Sessions	Day 2	
	Session 1	Session 2
	5 Speakers (20min) slots available	5 Speakers (20min) slots available
	Coffee/Tea Break (Networking)	
	5 Speakers (20min) slots available	5 Speakers (20min) slots available
	Lunch Break	
	5 Speakers (20min) slots available	5 Speakers (20min) slots available
	Coffee/Tea Break (Networking)	
	5 Speakers (20min) slots available	5 Speakers (20min) slots available
	Award & Closing Ceremony	

NOTE: Program Schedule is subject to change with final allotment of the speaker slots

For more Details PS: <http://ophthalmology.conferenceseries.com/europe/>

Conference Highlights

- Retina & its Disorders
- Cornea Disorders and Treatments
- Glaucoma
- Ophthalmology Surgery
- Ocular Microbiology
- Ocular Oncology
- Ophthalmic Disorders
- Pediatric Ophthalmology
- Neuro Opthomology
- Advanced Ophthalmological Care
- Optometry and Vision Science
- Orbital Disorders
- Eye Floater and Vision
- Ophthalmic Drug Delivery
- Ophthalmology Practice
- Entrepreneurs Investment Meet

For detailed sessions, please visit: <http://ophthalmology.conferenceseries.com/europe/>

Submit your abstract online at: <http://ophthalmology.conferenceseries.com/europe/abstract-submission.php>



Register online: <http://ophthalmology.conferenceseries.com/europe/registration.php>



Glimpses of Ophthalmology Summit



Glimpses of Ophthalmology Summit



Plan your Trip to Rome, Italy



6th Global Ophthalmologists Annual Meeting

May 16-18, 2016 Osaka, Japan



Hosting Organization: Conference Series LLC

2360 Corporate Circle, Suite 400 Henderson, NV 89074-7722, USA **Ph:** +1-702-508-5200 Ext: 8047, **Toll free:** +1-800-216-6499

e-mail: ophthalmologist@insightconferences.com; ophthalmologists@annualcongress.com

Scientific Program

Day 1

May 16, 2016

Registrations

Osaka

conference**series**.com

Opening Ceremony

Keynote Forum

Introduction

Title: Cracking the neural code for vision

Stephen G Odaibo, Quantum Lucid Research Laboratories, USA

Workshop

Title: Everything you need to know about selective laser trabeculoplasty in Chinese

Jimmy S M LAI, The University of Hong Kong, Hong Kong

Networking & Refreshments

Track 1: Ophthalmology Practice

Session Chair : Murad A Sunalp, Sunalp Laser Vision Inc., USA

Session Co-Chair: Michael K Yoon, Harvard Medical School, USA

Session Introduction

Title: Scirrhou breast carcinoma metastatic to the orbit: Imaging findings and volumetric analysis of the shrinking orbit

Michael K Yoon, Harvard Medical School, USA

Title: Corneal axis marking of toric IOL with Sunalp YAG laser lens

Murad A Sunalp, Sunalp Laser Vision Inc., USA

Title: Destructive orbital myiasis in a case of basal cell carcinoma

Lamberto A Ilagan Jr, Our Lady of Caysasay Medical Center, Philippines

Title: Targeting the macrophages in ocular neovascularization

Peirong Lu, The First Affiliated Hospital of Soochow University, China

Title: Dialysis induced ischemic optic neuropathy

Shao-Chun Chen, Taipei City Hospital, Taiwan

Panel Discussions

Lunch Break

Special Session

Title: Clinical application of corneal collagen cross-linking – Keratoconus and beyond

Alex Ng, University of Hong Kong, Hong Kong

Track 2: Ophthalmic Case Studies

Session Chair: Ayala Pollack, Kaplan Medical Center Israel

Session Co-Chair: Ian Wong, University of Hong Kong, Hong Kong

Title: Correlation between the dynamic postoperative visual outcome and the restoration of foveal microstructures after macular hole surgery

Wen-Chuan Wu, Kaohsiung Medical University, Taiwan

Title: The course of wet AMD following phacoemulsification in eyes receiving anti-VEGF treatment

Ayala Pollack, Kaplan Medical Center, Israel

Title: Viral retinitis - An Asian perspective

Ian Wong, University of Hong Kong, Hong Kong

Title: Comparison of the one-year outcomes of conbercept therapy between two different angiographic subtypes of polypoidal choroidal vasculopathy

Yong Cheng, Peking University, China

Title: Image-guided endoscopic transnasal optic nerve decompression for patients with compressive optic neuropathy resulted from Fibrous dysplasia

Wencan Wu, The Eye Hospital of Wenzhou Medical University, China

Networking & Refreshments Break

Title: Polypoidal choroidal vasculopathy – All you need to know

Ian Wong, University of Hong Kong, Hong Kong

Title: Protecting the developing retina in retinopathy of prematurity

Amy C Y Lo, The University of Hong Kong, Hong Kong

Panel Discussions

Symposium

Title: Diabetic retinopathy and foveal hypoplasia

Ayala Pollack, Kaplan Medical Center, Israel

Day 2

May 17 2016

Sapphire

Keynote Forum

Title: Progress of the 28-year laser vision technology

J T Lin New Vision, Inc. Taipei, Taiwan

Instruction Course

Title: Management of early and late ocular manifestations of Stevens-Johnson syndrome and toxic epidermal necrolysis

Kendrick Co Shih & Richie Chan, University of Hong Kong Hong Kong

Networking & Refreshments Break 11:00-11:20

Track 3: Research Trends in Surgical and Medical Ophthalmology

Session Chair: Elie Beit-Yannai, Ben-Gurion University of the Negev, Israel

Session Co-Chair: Po-Kang Lin, National Yang-Ming University, Republic of China

Title: Signaling between the ciliary epithelium and the trabecular meshwork is mediated via exosomes

Elie Beit-Yannai, Ben-Gurion University of the Negev, Israel

Title: Neuroprotective effects of papaverine on retinal ganglion cells in optic nerve transection model

Kin CHIU, The University of Hong Kong, Hong Kong

Title: Electoretinography and histology results of a photovoltaic sub-retinal prosthesis implanted in porcine for two years

Po-Kang Lin, National Yang-Ming University, Republic of China

Title: Spectral domain optical coherence tomography (SD-OCT) characteristics of retinal layers in branch retinal

Gyanendra, Lumbini Eye Institute, Nepal

Title: The effect on the diffusion of small aqueous soluble molecules based on the interactions with collagen in vitreous humor

Anderson Ho Cheung Shum, University of Hong Kong, Hong Kong

Panel Discussions

Lunch Break

Symposium

Title: Cross-linking procedure

Cristina Nicula, Iuliu Hatieganu University of Medicine and Pharmacy, Romania

Track 4: Glaucoma

Session Chair: Shelly-Anne Lalchan, Glaucoma Eye Foundation of Trinidad and Tobago (GiFT), Trinidad and Tobago

Session Co-Chair: Bonnie Nga Kwan Choy, The University of Hong Kong, Hong Kong

Title: What you do from the morning to sleep that affects your eyes – Life style in relation to glaucoma management

Bonnie Nga Kwan Choy, The University of Hong Kong, Hong Kong

Title: An analysis of first line treatment in open angle glaucoma in Trinidad and Tobago, Caribbean

Shelly-Anne Lalchan, Glaucoma iFoundation of Trinidad and Tobago (GiFT), Caribbean

Special Session

How to assess glaucoma progression? For residents and general ophthalmologists

Bonnie Nga Kwan Choy, University of Hong Kong, Hong Kong

Networking & Refreshments Break

Track 1: Ophthalmology Practise

Session Chair : Murad A Sunalp, Sunalp Laser Vision Inc., USA

Session Co-Chair: Michael K Yoon, Harvard Medical School, USA

Title: Secondary multifocal intraocular lens implantation in patient with white cataract

Peirong Lu, Soochow University, China

Title: Pediatric optic neuritis in rural area of Taiwan

Li-Ju Lai, Chang Gung University, School of Medicine, Tai-Yuan, Taiwan

Title: Retinal nerve fiber layer changes after trans-sphenoidal and trans-cranial pituitary adenoma resection

Qiao Nidan, Fudan University Huashan Hospital, China

Title: Treatment of polypoidal choroidal vasculopathy

Hae Min Kang, Catholic Kwandong University College of Medicine, Korea

Panel Discussions

Day 3

May 18 2016

Sapphire

Keynote Forum

Title: Canaloplasty for POAG with failed filtering surgery

Ningli Wang, President of Chinese Ophthalmology Society, China

Track 5: Lens Disorders and Refractive Surgeries

Session Chair: Cristina Nicula, Iuliu Hatieganu University of Medicine and Pharmacy, Romania

Session Co-Chair: Ellen Koo, Bascom Palmer Eye Institute, University of Miami Miller School of Medicine, USA

Title: Descemet's membrane endothelial keratoplasty injector

Michael Banitt, University of Washington USA

Title: Functional results in refractive clear lens extraction with implantation of multifocal ReSTOR +3d intraocular lens at hyperopic and presbyopic patients

Cristina Nicula, Iuliu Hatieganu University of Medicine and Pharmacy, Romania

Title: Retinal complications after anterior versus posterior chamber phakic intraocular lens implantation in a myopic cohort

Abdullah A. Al-Abdullah, King Khaled Eye Specialist Hospital, Saudi Arabia

Networking & Refreshments Break

Title: The immediate optical coherence tomography (OCT) evaluation of the cornea and the femtosecond laser created clear corneal incisions (CCI), in femtosecond laser assisted cataract surgery (FLACS).

Ellen Koo, Bascom Palmer Eye Institute, University of Miami Miller School of Medicine, USA

Young Researcher Forum

Title: Effect of chronic alcohol and tobacco use on retinal nerve fiber layer thickness – A case control study

Praveen Kumar, JIPMER, Dhanvantari Nagar, Pondicherry, India

Title: Inter-ocular asymmetry of retinal parameters as measured with Ocular Coherence Tomography (OCT) in a sample of healthy young adults

Zeyad A Alzaben, Technical University of Catalonia; Terrassa, Spain

Title: Study the effect of polishing of the posterior capsule and retro-IOL irrigation-aspiration after IOL insertion on the incidence of early post-operative capsular block syndrome (CBS) and post-cataract opacification (PCO).

Mayuresh P.Naik, V.M.M.C & Safdarjung Hospital, New Delhi

Title: Clinical agreement of pterygium translucency redness appearance based on human colour perception

Mohd Radzi Hilmi, International Islamic University Malaysia (IIUM), Kuantan, Pahang, Malaysia

Lunch Break

Award Ceremony

Bookmark your dates

11th Global Ophthalmologists Annual Meeting

May 8-10, 2017 Dubai, UAE



Conference Series

2360 Corporate Circle, Suite 400
Henderson, NV 89074-7722, USA
Ph: +1-888-843-8169
Fax: +1-650-618-1417
contact@conferenceseries.com

Conference Series

5716 Corsa Ave., Suite 110, Westlake
Los Angeles, CA 91362-7354, USA
Ph: +1-650-268-9744
Fax: +1-650-618-1414
america@conferenceseries.com

Conference Series

SEZ Unit, Building No. 20, 9th Floor
APIIC Layout, HiTec City
Hyderabad-500081, Telangana, INDIA
Ph: 040-40131823, 040-47482222
asia@conferenceseries.com

Toll free

USA & Canada: +1-800-216-6499
Australia: +1-800-651-097
Europe: 0805-080048

Hall-B

conference**series**.com

Opening Ceremony

Keynote Forum

Introduction

Marcelo C Ventura

Altino Ventura Foundation, Brazil

Lisa Brothers Arbisser

John A Moran Eye Center-University of Utah, USA

Track 2: Retina & Retinal Disorders

Session Chair: **Ronni M Lieberman**, Icahn School of Medicine, USA

Session Introduction

Title: Classification and treatment of vitreous seeds in retinoblastoma using intra-arterial and intra-vitreous techniques

Jasmine H Francis, Memorial Sloan Kettering Cancer Center, USA

Coffee Break @ Foyer

Title: Topical anesthesia for treatment infants with retinopathy of prematurity

Pedro Mattar, King Khaled Eye Specialist Hospital, Saudi Arabia

Title: Intravitreal Bevacizumab in the Treatment of Retinopathy of Prematurity- the New Gold Standard?

Ronni M Lieberman, Icahn School of Medicine, USA

Title: Retinopathy of prematurity (ROP) in India and WINROP software

Kalpna Badami Nagaraj, Minto Ophthalmic Hospital, India

Title: Treatment of retinal capillary haemangioma using 810 nm infrared laser

Pochop Pavel, Charles University in Prague, Czech Republic

Title: Retinopathy of Prematurity - What's new about the pathogenesis and treatment?

Huseyin Yetik, Istanbul University, Turkey

Group Photo

Lunch Break @ Orwells Restaurant

Track 1: Pediatric Ophthalmology & Research

Track 3: Pediatric Cataracts

Session Chair: **Enrique Suarez**, King Khaled Eye Specialists Hospital, Saudi Arabia

Session Introduction

Title: Ophthalmic pathology in the offspring of pregnant women with gestational diabetes mellitus

Olga Alvarez-Bulnes, Fundació Hospital de Nens de Barcelona, Spain

Title: Keratoconus in pediatric patients

Enrique Suarez, King Khaled Eye Specialists Hospital, Saudi Arabia

Title: Cataract surgery in children with primary intraocular lens implant

Arturo Maldonado-Junyent, Catholic University of Cordoba, Argentina

Title: Sound eye versus amblyopic eye surgery for correction of unilateral sensory strabismus

Mohamed Mostafa Kamel Diab, Ain Shams University, Egypt

Title: Pediatric cataracts: Pearls and complications during surgery

Pedro Mattar, King Khaled Eye Specialist Hospital, Saudi Arabia

Title: Outcome of Cataract Surgery with Primary Intraocular Lens Implantation in less than Two-Year Age Group

Aygun Nabyeva, Briz-L Eye Clinic Azerbaijan

Title: The Ventura technique for lens subluxation

Marcelo C Ventura, Altino Ventura Foundation, Brazil

Title: Advanced intraocular retinoblastoma: First successful results without systemic chemotherapy

Sonia De Francesco, University of Siena, Italy

Coffee Break @ Foyer

Panel Discussions

Hall-B

Keynote Forum

Birgit Lorenz

Justus-Liebig-University Giessen, Germany

Special Sessoin on Zika Virus "Ocular findings in infants with microcephaly after outbreak of Zika virus in Brazil**Bruna V Ventura**, Altino Ventura Foundation, Brazil**Track 4: Refractive Errors and Management****Track 5: Pediatric Glaucoma****Track 6: Neuro-Ophthalmology****Track 6: Dissociated Vertical Deviation (DVD)****Session Chair: Janardan Kumar**

Session Introduction

Title: Activation of Rho-GTPase might be correlated with the pathophysiology of glaucoma**Janardan Kumar**, Becker College, USA**Title: Papilloedema in children - now you see it now you don't****Samantha Harding**, Royal College of Ophthalmologists, UK

Coffee Break @ Foyer

Title: Atropine to myopia control without photosensitive lens**Celso Marcelo Cunha**, Cuiabá University, Brazil**Title: Infective and inflammatory eyelid disorders: Conventional and unconventional therapies to maintain eye health and avoid lid surgery****Anna Laura Giacomini**, Ophthalmoplastic Service Camposampiero Civil Hospital, Italy**Title: Alteration of the immune system of the infant and its impact on vision****Daniel Valverde**, University of Guayaquil, Ecuador**Title: The dynamics of the effects of catecholamine excite dumping syndrome in the recovery phase of visual impairment in children who suffered from pre, perinatal encephalopathy****Sevinj Salmanova**, National Center of Ophthalmology, Azerbaijan**Title: Strabismus amblyopia in young Cameroonian children****Caroline Mvilongo Tsimi**, Yaounde Central Hospital, Cameroon**Title: Neurobiological oriented treatment for amblyopia and amblyopia co-morbid with refractive squint, diplopia and headache****Jagmohan Dyal Singh**, India

Lunch Break @ Orwells Restaurant

Title: Challenges in managing Paediatric Uveitis**William Ayliffe**, The Lister Hospital, UK**Title: New concepts in vernal keratoconjunctivitis during childhood****Chris D. Kalogeropoulos**, University of Ioannina, Greece**Title: New lamellar technique for keratoplasty in children****Arturo Maldonado-Junyent**, Catholic University of Cordoba, Argentina**Title: Prospective comparative study for various treatment modalities of dissociated vertical deviation without inferior oblique over-action****Mohamed Mostafa Kamel Diab**, Ain Shams University, Egypt

Young Researchers Forum

Title: Pediatric retinal detachments-Where do we stand?**Amrita Verma**, Dr. Verma Nursing Home, India**Title: A cost benefit analysis of ROP screening at an urban tertiary Hospital in Makati city, Philippines****Mario Audie Sasongko**, Makati Medical Center, Philippines

Coffee Break & Poster Presentation@ Foyer

Poster Presentations

- P01** **Title: Bilateral retinoblastoma with extra-retinal diffusion: 2 cases series**
Caroline Mvilongo Tsimi, Yaounde Central Hospital, Cameroon
- P02** **Title: Newly developed binocular treatment of amblyopia using head-mounted display**
Seong-Joon Kim, Seoul National University College of Medicine, South Korea
- P03** **Title: A case report of optic disk drusen in the patient with partial trisomy 16q**
Morreale Bubella Raffaella, University of Palermo, Italy

P04

Title: Intravitreal bevacizumab (Avastin) with peripheral retinal cryotherapy for patients with posterior retinopathy of prematurity and vitreous hemorrhage

Mohamed Mostafa Kamel Diab, Ain Shams University, Egypt

P05

Title: Modifiable amplified rectus muscle transposition fine surgery with or without ciliary vessel sparing

Mohamed Mostafa Kamel Diab, Ain Shams University, Egypt

P06

Title: Role of the fibromuscular bundles of orbital connective tissues in unpredicted outcome following strabismus surgery by using peribulbar sensorimotor differential block

Mohamed Mostafa Kamel Diab, Ain Shams University, Egypt

Panel Discussion & Closing Ceremony



e-mail: pediatricophthalmology@insightconferences.com; pediatricophthalmology@conferenceseries.com

Website: pediatricophthalmology.conferenceseries.com

Conferenceseries LLC

2360 Corporate Circle, Suite 400
Henderson, NV 89074-7722, USA
Ph: +1-888-843-8169
Fax: +1-650-618-1417
contact@conferenceseries.com

Conferenceseries Ltd

5716 Corsa Ave., Suite 110, Westlake
Los Angeles, CA 91362-7354, USA
Ph: +1-650-268-9744
Fax: +1-650-618-1414
contact.americas@omicsonline.org

Omics International

SEZ Unit, Building No. 20, 9th Floor
APIIC Layout, HITEC City
Hyderabad-500081, Telangana, INDIA
Ph: 040-40131823, 040-47482222
contact.asiapacific@omicsonline.org

Toll free

USA & Canada: +1-800-216-6499
Australia: +1-800-651-097
Europe: 0805-080048

Scientific Program

5th International Conference on

Clinical & Experimental Ophthalmology

August 04-06, 2015 Valencia, Spain

Day 1

August 04, 2015

Registrations

Valencia-C



Opening Ceremony

Keynote Forum

Introduction

Maria Dolores Pinazo Durán

University of Valencia, Spain

Jacob Lorenzo-Morales

University of La Laguna, Spain

Track 1: Retina & Retinal Disorders

Track 2: Corneal & External Eye Disease

Session Chair: Sarah Xin Zhang, State University of New York, USA

Session Co-Chair: Miguel Rechichi, Magna Graecia University, Italy

Session Introduction

Monitoring of high glucose-induced cell metabolic alteration of retinal microvascular endothelial cells with fluorescence lifetime imaging microscopy

Yoko Miura, University of Luebeck, Germany

Macular carotenoids current perspectives: Closing the generation gap

Vijaya Juturu, OmniActives Health Technologies Inc., USA

Networking & Refreshment Break @ Foyer

Endoplasmic reticulum homeostasis and inflammation in retinal müller cells

Joshua J Wang, State University of New York, USA

NF- κ B and SP1 expression in AGEs exposed retina and influence of different neurotrophic factors on it

Guzel Bikbova, Chiba University Graduate School of Medicine, Japan

Curcumin is a natural angiogenic that inhibits hypoxia-induced VEGF release in retina cells

Dario Vasquez Zuloaga, University de Chile, Chile

New insights in the pathogenesis of retinal vein occlusions

Maneli Mozaffarieh, University of Basel, Switzerland

Manipulating ER chaperones and the UPR for neuroprotection in retinal diseases

Sarah Xin Zhang, State University of New York, USA

Lunch Break @ Aqua

Workshop

Tele-ophthalmology and tele-eye screenings

K Yogesan, Australian E-Health Research Centre, Australia

Track 1: Retina & Retinal Disorders

Track 2: Corneal & External Eye Disease

Session Chair: Sarah Xin Zhang, State University of New York, USA

Session Co-Chair: Miguel Rechichi, Magna Graecia University, Italy

Session Introduction

Ultra-thin descemet stripping automated endothelial keratoplasty (UT-DSAEK) – Why I prefer this technique

Iva Dekaris, University Eye Hospital 'Svjetlost', Croatia

Femtosecond laser-assisted lens fragmentation: Effects on effective phaco time and postoperative corneal edema

Inder Paul Singh, Eye Centers of Racine & Kanosha in Racine, USA

Flammer-syndrome as one of the risk factors for GON

Maneli Mozaffarieh, University of Basel, Switzerland

New perspectives in non-invasive keratoconus treatment: Single or combined surgical strategy to improve vision through cornea reshaping

Miguel Rechichi, Magna Graecia University, Italy

Networking & Refreshment Break @ Foyer

Comparative study of results of standard corneal collagen crosslinking vs corneal crosslinking by iontophoresis of riboflavin

Guzel Bikbova, Chiba University Graduate School of Medicine, Japan

Combined phacoemulsification with express device: A procedure of choice in advanced open angle glaucoma

Baswati Prasanth, Ahalia Hospital, UAE

Use of new technologies and techniques in glaucoma with vulnerable optic disc

Shahid Wahab, Dow University of Health Sciences, Pakistan

Special Session

New perspectives in non-invasive keratoconus treatment: Improve vision through cornea reshaping

Miguel Rechichi, Magna Graecia University, Italy

Day 2

August 05, 2015

Valencia-C

Keynote Forum

Francisco Javier Carreras

University of Granada, Spain

Janardan Kumar

Becker College, USA

Track 3: Glaucoma: Visual Field Loss

Track 4: Neuro-Ophthalmology

Track 6: Research Trends in Surgical and Medical Ophthalmology

Session Chair: Janardan Kumar, Becker College, USA

Session Co-Chair: Maria Dolores Pinazo Durán, University of Valencia, Spain

Session Introduction

Targeting nitric oxide-cGMP signaling: Therapeutic potential in POAG

Emmanuel Buys, Massachusetts General Hospital, USA

Refractive lens exchange with implantation of trifocal or trifocal toric intraocular lens

Iva Dekaris, University Eye Hospital 'Svjetlost', Croatia

Immunohistochemistry of adheren junctions in the optic nerve head highlights potential fatal sites for aqueous humor-induced ionic stress and points to a new paradigm in glaucoma diagnosis and treatment

Francisco Javier Carreras, University of Granada, Spain

The LEA grating test in assessing detection grating acuity in normal infants less than 4 months of age

Giovana Martini, State University of Campinas, Brazil

Refreshment @ Foyer followed by Poster Presentations

Micro RNAs in tears as biomarkers for monitoring primary open-angle glaucoma

Maria Dolores Pinazo Duran, University of Valencia, Spain

Dynamics of compliance in glaucoma progression: A cross-sectional study comparing IOP and CCT devices followed by a longitudinal IOP and cup-to-disc ratio analysis

Stanka Uzunova, Specialised private practice, Bulgaria

Lunch Break@ Aqua

A comparison of three techniques of intraocular pressure measurements in normal eyes

Haya M Al Farhan, King Saud University, Saudi Arabia

Experimental study on myopia control of bilberry anthocyanins

Hongwei Deng, Schenzen Eye Hospital, China

Instruction Course

Customising surgical glaucoma treatment to the patient and their disease

Atul Bansal, University Hospital Coventry & Warwickshire, UK

Panel Discussion

Track 3: Glaucoma: Visual Field Loss

Track 4: Neuro-Ophthalmology

Track 6: Research Trends in Surgical and Medical Ophthalmology

Session Chair: Janardan Kumar, Becker College, USA

Session Co-Chair: Maria Dolores Pinazo Durán, University of Valencia, Spain

Inferotemporal dialysis, genetic reghmatogenous retinal detachment in the Andes?

Armando Sandoval Vaca, Hospital Metropolitano- Clinivisión, Ecuador

Networking & Refreshment Break 16:00-16:15 @ Foyer

Prevention of blindness and use of transfer factors

Daniel Valverde, Universidad de Guayaquil, Ecuador

A comparative study between transplantation of conjunctival limbal autograft with mitomycin C and aminotic membrane transplantation with mitomycin C in re-current pterygium

Mohammed Othman Abdel Khalek El Sayed, Cairo University School of Medicine, Egypt

Uveitic macular edema: Pathophysiology and treatment update

Rola N Hamam, American University of Beirut, Lebanon

Grievance in teaching: Article (226) high court & article (32) supreme court Indian penal code applicable to all specialties

Katta S V, Malla Reddy Medical College for Women, India

Young Research Forum

Evaluation of calibration errors of Goldmann tonometers in university affiliated hospitals in Riyadh, KSA

Noor Al Anazi, King Saud University, Saudi Arabia

Vitrectomy for proliferative diabetic retinopathy, is it enough?

Rohit Sanjay Laul, Dr. Agarwal's Eye Hospital, India

Day 3

August 06, 2015

Valencia-C

Special Session

Future perspectives of glaucoma

Janardan Kumar, Becker College, USA

Track 5: Ocular Microbiology & Immunology

Track 7: Novel Approaches to Ophthalmology Therapeutics

Track 8: Ophthalmic Research and Drug Development

Session Chair: Jacob Lorenzo-Morales, University of La Laguna, Spain

Session Co-Chair: Kirti Singh, Maulana Azad Medical College, India

Session Introduction

Vitreous floaters-An under-appreciated and under treated problem: Patient satisfaction and complications of YAG vitreolysis

Inder Paul Singh, Eye Centers of Racine & Kanosha in Racine, USA

Edifice of adaptive strategies on foundations of science: Innovations necessary for children from eastern half

Kirti Singh, Maulana Azad Medical College, India

The efficacy of adalimumab stored in plastic vials at four degrees celsius and the effect of intravitreal adalimumab on the treatment of active non-infectious ocular inflammation

Rola N Hamam, American University of Beirut, Lebanon

Networking & Refreshment Break @ Foyer

Novel phaco-technique nucleus sculpting before hydrodissection

Mohamed A Nasr, Cairo University, Egypt

Study on security of the perilesional application of CIGB-128A (HeberFERON) in palpebral non melanoma skin cancers with surgical risk and aesthetic implications

Yaquelin Duncan Roberts, Center for Genetic Engineering and Biotechnology, Cuba

Video Presentations

Anti-VEGF in the treatment of diabetic macular oedema: A departmental study

Charikleia Papandreou, Lister Hospital, UK

Plasma rich in growth factors in eye drops for the treatment of ocular surface disease in patients with glaucoma

Ronald Sanchez Avila, University of Oviedo, Spain

Award Ceremony

Lunch Break@ Aqua

Poster Presentations

- P01 Numerical modeling of refractive changes in diabetic subjects**
Robert Szuba, Adam Mickiewicz University, Poland
- P02 A comparison between macular and retinal nerve fiber thickness in recovered and persistent unilateral amblyopia**
Sanaa Yassin, University of Dammam, Saudi Arabia
- P03 BRCA1/2 mutations are not associated with risk of exudative age-related macular degeneration in ashkenazi jews**
Shirel Rossnewasser-Weiss, Felsenstein Medical Research Center, Israel
- P04 Retinal safety studies of intravitreal injection of Rg1 ginsenosides on normal rabbit**
Lina Huang, Shenzhen Eye Hospital, China
- P05 The associations of HLA-DP locus with Posner-Schlossman syndrome in Southern Chinese Han population**
Jun Zhao, Shenzhen Eye Hospital, China
- P06 Complications of uveitis in children according to age: The risk of amblyopia**
Rola N Hamam, American University of Beirut, Lebanon
- P07 New diagnostic approaches based on ocular manifestations and novel therapeutical interventions in Behcet disease**
Forough kheiry, Islamic Azad University of Tehran, Iran
- P08 Efficacy of intravitreal ranibizumab injection in eyes with diabetic macular edema**
Norihiro Shimizu, Chiba University Graduate School of Medicine, Japan
- P09 Dry form of age-related macular degeneration associations with; systemic disorders**
Amila Chandrasekera, Vision Care Optical Service Pvt Ltd, Sri Lanka

Award Ceremony



184th OMICS Group Conference

Scientific Program



4th International Conference on

Clinical & Experimental Ophthalmology

July 14-16, 2014 DoubleTree by Hilton Baltimore-BWI Airport, USA



“Organize your Events at OMICS Group Conferences”

Proposals are invited for organizing Symposia/Workshops at OMICS Group Conferences or OMICS Group will sponsor small events at your universities in related areas under the title of your own. These proposals can be sent to respective conference mail ids or to symposia@omicsonline.org

OMICS Group Conferences

5716 Corsa Ave., Suite 110, Westlake Los Angeles, CA 91362-7354, USA

Phone: +1-650-268-9744, Fax: +1-650-618-1414, Toll free: +1-800-216-6499

Email: ophthalmology2014@omicsonline.net

Day 1

July 14, 2014

Registrations

Harbor Room



Opening Ceremony

Keynote Forum

Introduction

Chi-Chao Chan

National Institutes of Health, USA

Ashim K. Mitra

University of Missouri-Kansas City, USA

Group Photo

Coffee Break @ Prefunction Area

Workshop

Workshop on “Repercussions in Eye Microcirculation of Patients with Systemic Vascular Disease”

Carlota Saldanha, University of Lisbon, Portugal

Paulo Filipe, University of Lisbon, Portugal

Track 3: Glaucoma: Visual Field Loss

Track 4: Neuro-Ophthalmology

Session Introduction

Session Chair: Rebecca M. Sappington, Vanderbilt University School of Medicine, USA

Session Co-Chair: Janardan Kumar, Becker College, USA

Title: Potential contribution of IL-6 trans-signaling to the pathophysiology of glaucoma

Rebecca M. Sappington, Vanderbilt University School of Medicine, USA

Title: An overview of RGD-containing peptides research and it's potentials to the field of glaucoma therapy and/or vitreolysis

Janardan Kumar, Becker College, USA

Title: Use of the Cogan lid twitch to identify Myasthenia gravis

Noelle S. Matta, Eye Group in Lancaster Pennsylvania, USA

Title: Myelin damage after NAION impacts visual function and recovery

Steven L. Bernstein, University of Maryland at Baltimore School of Medicine, USA

Lunch Break @ Annapolis Room

Title: East London glaucoma prediction score: A web based glaucoma risk calculator. Influence on screening in particular diabetic retinopathy

Stephen Paul Cameron Cook, Walter Sisulu University, South Africa

Title: Evaluating the accuracy of the visual field index for the Humphrey visual field analyser in a population of patients with mild to moderate glaucoma

Renee Talbot, University of British Columbia, Canada

Title: Soluble guanylate cyclase: An emerging therapeutic target in primary open angle glaucoma

Emmanuel Buys, Harvard Medical School, USA

Title: Does seeing in viewpoint perspective require awareness?

Chris Lange-Kuettner, London Metropolitan University, UK

Track 1: Cornea & External Eye Disease

Session Introduction

Session Chair: Manuel B. Datiles, National Institutes of Health, USA

Session Co-Chair: Yassine J. Daoud, The Johns Hopkins University School of Medicine, USA

Title: Clinical detection and monitoring of pre-cataractous lens changes using a dynamic (or Quasi-elastic) light scattering device

Manuel B. Datiles, National Institutes of Health, USA

Title: Use of femtosecond laser in cataract surgery

Yassine J. Daoud, The Johns Hopkins University School of Medicine, USA

Coffee Break @ Prefunction Area

Title: Coordinating epithelial cell proliferation and migration in corneal wound healing

Arpitha Parthasarathy, US Medical Innovations, USA

Title: Corneal collagen crosslinking: Past, present and future of conservative treatment for keratoconus

Miguel Rechichi, Magna Graecia University, Italy

Title: Chromatic aberration and polychromatic image quality with diffractive multifocal lenses

Sowmya Ravikumar, University of California Berkeley, USA

Title: Past, present and future of artificial corneas: Ukraine experience

Oleksiy Buznyk, Filatov Institute of Eye Diseases and Tissue Therapy of the NAMS of Ukraine, Ukraine

Title: Surgical management of dislocated IOL's

Yassine J. Daoud, The Johns Hopkins University School of Medicine, USA

Title: A severe case of conjunctival papilloma in a five year old female

Oseluese Anastasia Dawodu, University of Benin Teaching Hospital, Nigeria

Benjamin Banneker

Track 2: Retina & Retinal Disorders

Session Introduction

Session Chair: Sayon Roy, Boston University School of Medicine, USA

Session Co-Chair: Eugenia Poliakov, National Eye Institute, USA

Session Co-Chair: Elia J. Duh, Johns Hopkins School of Medicine, USA

Title: Animal models of age-related macular degeneration in different species

Chi-Chao Chan, National Institutes of Health, USA

Title: Angioinhibitory signaling mechanism(s) in choroidal endothelial cells by endogenous metabolite

Sudhakar Akul-Yakkanti, Stanford Research Institute (SRI) International, USA

Title: Key role of alpha-Crystallins in aging-related retinal disorders

Patrice E. Fort, University of Michigan, USA

Title: Long-term multiple A2E treatment leads to melanization of ARPE19 cells

Eugenia Poliakov, National Eye Institute, USA

Title: Cell-to-cell communication in diabetic retinopathy

Sayon Roy, Boston University School of Medicine, USA

Title: Current choices in the repair of primary retinal detachments

Frank LaFranco, Northwestern University, USA

Coffee Break @ Prefunction Area

Title: Intravitreal bevacizumab combined with infliximab in the treatment of choroidal neovascularization secondary to age-related macular degeneration: Case report series

Luiz Guilherme, Hospital of Olhos Santa Luzia, Brazil

Title: Oxidative stress and inflammation in diabetic retinopathy and retinal vascular diseases: Modulation by Nrf2

Elia J. Duh, Johns Hopkins School of Medicine, USA

Title: Evaluation of a posterior vitreous detachment: A comparison of biomicroscopy, B-scan ultrasonography and optical coherence tomography to surgical findings with chromodissection

Nadia Kicova, Philipps University Marburg, Germany

Title: Advanced glaucoma patients- Quality of life, daily difficulties in a videotaped evaluation and a new device for administrating eye drops

Ana Miguel, Polyclinique de la Baie, France

Title: Soluble lutein (lutemax2020®) prevents retinal damage in streptozotocin (stz)-induced diabetic rats

Vijaya Juturu, OmniActive Health Technologies Inc. Morristown, USA

Title: Preventive management of pre-clinical diabetic macular edema

Shahid Wahab, Dow University of Health Sciences, Pakistan

Title: Early mechanisms of retinal degeneration in a mouse mimic of oculodentodigital dysplasia (ODDD)-related glaucoma

Mohammad Ali Faraz, Western University, Canada

Cocktails sponsored by **Journal of Clinical & Experimental Ophthalmology @ Prefunction Area**

Day 2 July 15, 2014

Harbor Room

Keynote Forum

Sayon Roy

Boston University School of Medicine, USA

Jayne S. Weiss

Louisiana State University Health Sciences Center, USA

Session Introduction

Speaker session: Schnyder Corneal Dystrophy and UBIAD1 function

Session Chair: Michael L. Nickerson, National Institutes of Health, USA

Session Co-Chair: Michael Dean, National Cancer Institute at Frederick, USA

Title: Insights into eye diseases and biology using genetics

Michael Dean, National Cancer Institute at Frederick, USA

Title: Schnyder corneal dystrophy- A window to insights on cholesterol, vitamin K and Parkinson's disease?

Jayne S. Weiss, Louisiana State University Health Sciences Center, USA

Coffee Break @ Prefunction Area

Title: Schnyder corneal dystrophy- Abnormal cholesterol homeostasis in a connective tissue

Xueting Jin, National Health of Institutes, USA

Title: Genetic analysis of families with Schnyder corneal dystrophy identifies UBIAD1, an enzyme producing endogenous vitamin K, which interacts with enzymes regulating cholesterol synthesis and storage

Michael L. Nickerson, National Institutes of Health, USA

Title: The role of TERE1/UBIAD1 in urologic oncology: History and current investigations

Bruce Malkowicz, University of Pennsylvania, USA

Title: Generation and characterization of brain-specific UBIAD1-deficient mice using a nestin promoter-driven cre/loxP strategy

Kimie Nakagawa, Kobe Pharmaceutical University, Japan

Title: Crystal structures of a UbiA superfamily prenyltransferase

Weikai Li, Washington University in St. Louise, USA

Title: Vitamin K2, as electron carrier molecule, holds potential as novel therapeutic strategy in Parkinson's disease

Melissa Vos, Center for Human Genetics & Leuven Research Institute for Neurodegenerative Diseases, Belgium

Lunch Break @ Annapolis Room

Poster Presentations @ Prefunction Area

Title: Emerging role of UBIAD1 in embryonic development of mammals

Toshio Okano, Kobe Pharmaceutical University, Japan

Title: UBIAD1 is an antioxidant enzyme that regulates NO signaling by CoQ10 synthesis

Massimo M. Santoro, Vesalius Research Center, Belgium

Track 5: Ocular Microbiology & Immunology

Session Introduction

Session Chair: Elizabeth A Berger, Wayne State University School of Medicine, USA

Session Co-Chair: Eleftherios I. Paschalis, Harvard Medical School, USA

Title: Fibrinogen effects on erythrocyte nitric oxide mobilization in presence of timolol

Carlota Saldanha, University of Lisbon, Portugal

Title: Immunoregulation of bacterial-induced keratitis

Elizabeth A Berger, Wayne State University School of Medicine, USA

Title: Interferon alpha-2b in the treatment of refractory uveitic cystoid macular edema

Nicholas J. Butler, Johns Hopkins University School of Medicine, USA

Title: Juvenile rabbit animal model of lensectomy to evaluate therapeutic interventions for postoperative inflammation and fibrosis

Iris Kassem, University of Illinois at Chicago Eye and Ear Infirmary Chicago, USA

Coffee Break @ Prefunction Area

Title: Alkali burn to the eye: Protection using TNF- α inhibition

Eleftherios I. Paschalis, Harvard Medical School, USA

Title: Mechanisms and modulation of corneal lymphangiogenesis

Lu Chen, University of California at Berkeley, USA

Title: Honey: Clinical applications and scope as an alternate antibacterial therapy in multi-resistant ocular bacterial infections especially involving MRSA

Shamim Ahmad, Aligarh Muslim University, India

Track 6: Research Trends in Surgical & Medical Ophthalmology

Session Introduction

Session Chair: Miguel Rechichi, Magna Graecia University, Italy

Session Co-Chair: Nir Shoham-Hazon, Shoham-Hazon EyeCare, Canada

Title: The national ophthalmic genotyping and phenotyping network (eyegene®): Preserving vision through genetics

Kerry Goetz, National Eye Institute, USA

Title: Intraoperative *in-vivo* OCT pachymetric mapping during epi-off pulsed accelerated high fluence corneal collagen cross-linking with dextran free riboflavin

Miguel Rechichi, Magna Graecia University, Italy

Title: The use of polyisobutylene polymers for glaucoma drainage tubes and intraocular lenses

Leonard Pinchuk, University of Miami Miller School of Medicine, USA

Title: Novel ab-interno Minimally Invasive Glaucoma Surgery (MIGS)- The XEN45 microfistula

Nir Shoham-Hazon, Shoham-Hazon EyeCare, Canada

Title: Naso lacrimal duct tumors in the era of endoscopic sinus surgery

Faiz Tanweer, Leeds General Infirmary, UK

Cocktails sponsored by **International Journal of Ophthalmic Pathology @ Prefunction Area**

Day 3

July 16, 2014

Harbor Room

Track 7: Novel Approaches to Ophthalmology Therapeutics

Session Introduction

Session Chair: Ashim K. Mitra, University of Missouri-Kansas City School of Pharmacy, USA

Session Co-Chair: Kay Rittenhouse, Ocular Drug Development Strategies LLC, USA

Title: Emerging technologies in controlled long term delivery of ocular therapeutics

Ashim K. Mitra, University of Missouri-Kansas City School of Pharmacy, USA

Title: siRNAs- Are they a viable therapeutic approach for eye diseases?

Kay D. Rittenhouse, Ocular Drug Development Strategies LLC, USA

Title: A new platform for sustained topical delivery of antiglaucoma drugs

Hu Yang, Virginia Commonwealth University, USA

Title: Adeno-associated virus-mediated delivery of amyloid β antibody for treatment of age-related retinal degenerative diseases

Ruslan N. Grishanin, Pfizer Pharmaceuticals, USA

Title: Engineering controlled release of therapeutics & comfort agents from novel therapeutic contact lenses

Mark E. Byrne, Auburn University, USA

Coffee Break @ Prefunction Area

Title: Nanotechnology guided delivery of siRNA in retinal vascular disease

Ashwath Jayagopal, Vanderbilt Eye Institute, USA

Title: An intriguing nutraceutical approach in dogs affected by Keratoconjunctivitis sicca in a human treatment perspective

Beniamino Palmieri, University of Modena, Italy

Title: Mixed nanomicelles of dexamethasone- A new topical therapy for Posterior uveitis

Sai HS Boddu, The University of Toledo, USA

Title: Transient paralysis during acupuncture therapy: A case report of an adverse event

Anne Beable, Trevithick Surgery, UK

Title: Engineering an end to post-vitrectomy cataracts

Shlomit Schaal, University of Louisville, USA

Lunch Break @ Annapolis Room

Track 8: Ophthalmic Research & Drug Development

Session Introduction

Session Chair: Tao L. Lowe, University of Tennessee College of Pharmacy, USA

Session Co-Chair: Ruiwen Shi, Allergan Inc., USA

Title: Craft materials to overcome ocular barriers

Tao L. Lowe, University of Tennessee College of Pharmacy, USA

Title: Non-degradable and biodegradable implants

Ruiwen Shi, Allergan Inc., USA

Title: Equilibrium binding interactions between lotrafilcon a soft contact lenses and the two prostaglandin anti-glaucoma drugs bimatoprost and tafluprost

Richard A. Kenley, Advantar Laboratories, Inc., USA

Title: Preparing and obtaining quality compounded ophthalmic preparations

Linda F. McElhiney, Indiana University Health, USA

Title: Ocular melanin modulates pharmacokinetics and drug disposition of therapeutic agents

Viral Kansara, Novartis Institutes for Biomedical Research, USA

Title: Two-photon microscopy and fluorescence lifetime imaging of retinal tissues under lipid peroxidation

Yoko Miura, University of Luebeck, Germany

Coffee Break @ Prefunction Area

Title: Dendrimer-based targeted nanotherapeutics for ocular inflammation

Kannan Rangaramanujam, Johns Hopkins School of Medicine, USA

Title: Update on Management of Orbital Inflammation

Timothy J. McCulley, Johns Hopkins University School of Medicine, USA

Title: Recent progress in computational modeling of human visual attention

Ali Borji, University of Southern California, USA

Title: On the holy grail of antibiotics in trabeculectomy: Amniotic membrane, collagen implant versus mitomycin C

Kirti Singh, Maulana Azad Medical College, India

Title: Fluoride intake increases oxidative burden of cataractogenesis in fluoride endemic areas in India

Swati Tomer, NIMS University, India



Bookmark your dates



5th International Conference on

Clinical & Experimental Ophthalmology

August 03-05, 2015 Valencia, Spain

OMICS Group Inc.
2360 Corporate Circle, Suite 400
Henderson, NV 89074-7722, USA
Ph: +1-888-843-8169
Fax: +1-650-618-1417
omicsonline@omicsonline.com

OMICS Publishing Group
5716 Corsa Ave., Suite 110, Westlake
Los Angeles, CA 91362-7354, USA
Ph: +1-650-268-9744
Fax: +1-650-618-1414
omicsonline@omicsonline.us

OMICS Group
SEZ Unit, Building No. 20, 9th Floor
APIIC Layout, HITEC City
Hyderabad-500081, AP, INDIA
Ph: 040-40131823, 040-47482222
omicsgroup@omicsgroup.org

Toll free
USA & Canada: +1-800-216-6499
Australia: +1-800-651-097
Europe: 0805-080048

97th OMICS Group Conference

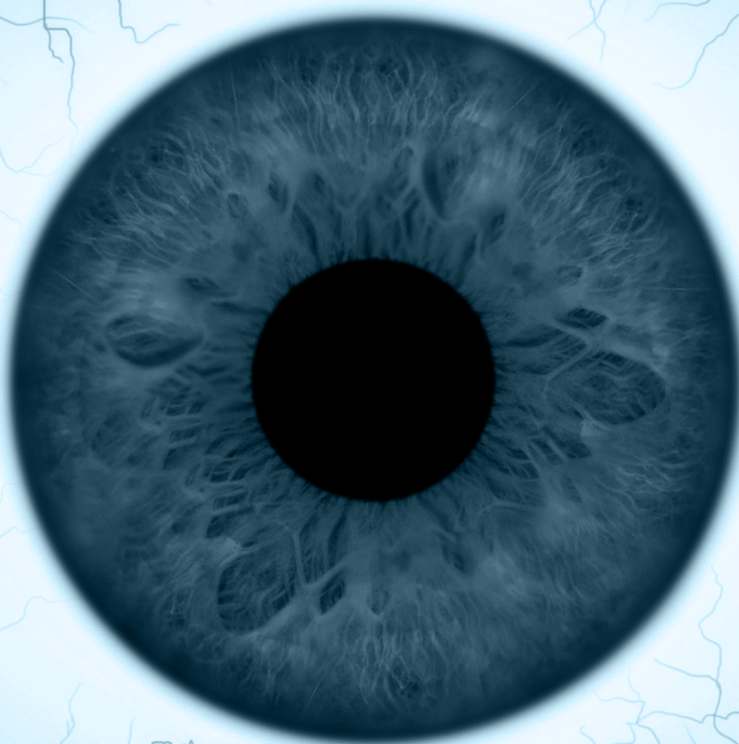
Scientific Program



3rd International Conference on

Clinical & Experimental Ophthalmology

April 15-17, 2013 Hilton Chicago/Northbrook, USA



Media Partners



“Organize your Events at OMICS Group Conferences”

Proposals are invited for organizing Symposia/Workshops at OMICS Group Conferences in related areas under the scheme title of your own. These proposals can be sent to respective conference mail ids or to symposia@omicsonline.org

OMICS Group Conferences

5716 Corsa Ave., Suite 110, Westlake Los Angeles, CA 91362-7354, USA

Phone: +1-650-268-9744, Fax: +1-650-618-1414, Toll free: +1-800-216-6499

Email: ophthalmology2013@omicsgroup.info



Opening Ceremony

Keynote Forum

Introduction

Chi-Chao Chan

National Institutes of Health, USA

Lea Hyvarinen

Technical University of Dortmund, Germany

Coffee Break @ Hickory

Christopher Hekimian

dxdt Engineering and Research, USA

Sayon Roy

Boston University School of Medicine, USA

Track 2: Ophthalmic Research and Drug Development

Track 3: Glaucoma

Session Introduction

Title: Lipase involvement in the retina-protective activity of PEDF

S Patricia Becerra, National Eye Institute, USA

Title: Discovery of glaucoma pathogenic pathways and new therapeutic targets

Abbot F Clark, University of North Texas Health Science Center, USA

Title: Modulation of erythrocyte nitric oxide bioavailability

Carlota Saldanha, Institute of Biochemistry, Portugal

Title: Preventive interventions for rising intraocular pressure: Development of an observation scale

Bonnie Molloy, Yale New Haven Health Systems, USA

Lunch Break @ Hickory

Group Photo

Title: Toxoplasmic eye disease: Unraveling the role of the arginine methyltransferase 1 (PRMT1) during Toxoplasma infection

Kamal El Bissati, University of Chicago Medical Centre, USA

Title: Lipid metabolites derived from ω -3 long chain polyunsaturated fatty acids promote choroidal neovessel regression

Kip M Connor, Harvard Medical School, USA

Title: Superior oblique expander for correction of residual hypotropia in thyroid ophthalmopathy

Moustafa S Abdelhafez, Magrabi Eye Center, Saudi Arabia

Title: Neurotrophic protection of retinal ganglion cells in a mouse model of ocular hypertension

Xiaorong Liu, Northwestern University, USA

Title: Functionalized Nanoparticles for drug delivery, one and two photon photodynamic therapy as a promising treatment of retinoblastoma

Audrey Gallud, Institut des Biomolécules Max Mousseron, France

Coffee Break @ Hickory

Track 1: Recent Approaches in Clinical Ophthalmology

Title: Dynamic assessment of binocular coordination and functional implications

Erik Viirre, University of California, USA

Title: Adjunctive role of methotrexate in infectious uveitis

Ozlem Gurses Sahin, Dunya Goz Hospital, Turkey

Title: A comparative assessment of intraocular pressure in prolonged steep trendelenburg position vs. dorzolamide/timolol ophthalmic solution (Cosopt™) [DT] intervention

Bonnie Molloy, Yale New Haven Health Systems, USA

Title: Contact lenses fitting after intracorneal ring in keratoconus

Luciane B Moreira, Federal University of Parana, Brazil

Title: An essential role for NOD2 in mitigation of experimental autoimmune uveitis

Holly L Rosenzweig, Oregon Health & Science University, USA

Title: Adding inferior rectus to inferior oblique recession bilaterally alters horizontal deviation in primary position

Moustafa S Abdelhafez, Magrabi Eye Center, Saudi Arabia

Panel Discussions

Cocktails sponsored by **Journal of Clinical & Experimental Ophthalmology**

@ Hickory

Day 2

April 16, 2013

Almond

dxdt Engineering and Research

Workshop

@ Almond

Title: Empowering retina patients with an at-home monitoring capability

Christopher Hekimian, dxdt Engineering and Research, USA

Track 5: Ageing and Vision Impairment

Track 6: Current Trends and Research in Ophthalmology

Track 7: Ophthalmic Diseases

Session Introduction

Title: Emerging role of crystallin proteins in retinal neurodegenerative diseases

Patrice E Fort, University of Michigan, USA

Title: A new model of low vision rehabilitation

Susan J Leat, University of Waterloo, Canada

Coffee Break @ Pine

Title: Anti-VEGF treatment increases survival rate in high-risk corneal grafts

Iva Dekaris, University Eye Hospital Svjetlost, Croatia

Title: A comparative study of topical versus intrastromal injection plus topical voriconazole for treatment of deep or resistant fungal keratitis

Ayman Ahmed Alkawas, Zagazig University, Egypt

Title: Mismatched mesenchymal stem cells as an initial trigger of ocular chronic graft-versus-host disease following allogeneic bone marrow transplantation

Yoko Ogawa, Keio University School of Medicine, Japan

Title: Associations of VEGF polymorphisms in choroidal neovascularization secondary to high myopia

Kenji Yamashiro, Kyoto University, Japan

Title: Descemet stripping automated endothelial keratoplasty- Is a thinner donor lamella the better choice?

Iva Dekaris, University Eye Hospital Svjetlost, Croatia

Title: Renin-angiotensin system (RAS) involvement in the oxidative stress-Induced impairment of retinal neuronal cells

Yoko Ozawa, Keio University School of Medicine, Japan

Lunch Break @ Pine

Title: The involvement of lysosomal phospholipase A2 in ocular disease

Miki Hiraoka, Sapporo Medical University, Japan

Special Session: Pathogenesis of Retinal Degenerative Diseases

Title: New mechanisms and treatment modalities for retinal degenerative diseases

Hemant Khanna, University of Massachusetts Medical School, USA

Title: Potassium channelopathy leading to vitreoretinal degeneration

Bikash R Pattnaik, University of Wisconsin School of Medicine and Public Health, USA

Title: Ablation of the X-linked retinitis pigmentosa 2 (Rp2) gene in mice results in opsin mistrafficking and photoreceptor degeneration

Linjing Li, University of Massachusetts Medical School, USA

Title: Inositol phosphatase in primary cilia and eye development

Yang Sun, Indiana University, USA

Track 4: General Ophthalmology

Session Introduction

Title: (Pro)renin receptor is associated with angiogenic activity in proliferative diabetic retinopathy

Susumu Ishida, Hokkaido University Graduate School of Medicine, Japan

Title: A quantitative retina test grid

Christopher Hekimian, dxdt Engineering and Research, USA

Coffee Break @ Pine

Title: The effect of retinal stimulation on internal visualization systems

Deborah Zelinsky, Mind Eye Connection, USA

Title: Short-term surgical outcome of 25-gauge vitrectomy in epiretinal membrane with good visual acuity

Hiroyuki Nakashizuka, Nihon University School of Medicine, Japan

Title: Adding superior oblique expander to contralateral superior rectus recession in correction of vertical deviation on lateral gaze

Moustafa S Abdelhafez, Magrabi Eye Center, Saudi Arabia

Title: Traditional Chinese medicine compound eye ophthalmic preparation of slow-release preparation, and prevention and treatment of eye diseases of vascular disease

Chaoying Li, Chang Chun University of Traditional Chinese Medicine, China

Title: Impact of visual impairment on vision-specific quality of life among older adults living in nursing-home

Mahesh Kumar Dev, Children's Hospital for Eye Ear and Rehabilitation Services (CHEERS), Nepal

Title: Accommodation/vergence eye movements and neck/scapular area muscular activation: Gaze control with relevance for work related musculoskeletal disorders

Hans Olof Richter, University of Gavle, Sweden

Pine

Poster Presentations

Cocktails sponsored by **International Journal of Ophthalmic Pathology**

Day 3

April 17, 2013

Aspen I

Track 8: Ophthalmic Diagnostics

Track 9: Advances and Innovations in Ophthalmic Surgery

Track 10: Novel Approaches to Ophthalmology Therapeutics

Session Introduction

Title: Identification of the bioactive molecular weight fractions that enhance RPE survival on AMD and aged Bruch's membrane

M A Zarbin, University of Medicine and Dentistry of New Jersey, USA

Title: Ultra structural and cellular changes in retinal vasculature during pathogenesis of diabetic retinopathy

Sayon Roy, Boston University School of Medicine, USA

Title: A novel approach to pathogenesis and treatment of Fuchs endothelial corneal dystrophy

Alireza Ziaei, Harvard Medical School, USA

Title: The neuroinflammatory microenvironment: implications for IL-6- and other cytokine-related therapies reinforced composite structure

Rebecca M Sappington, Vanderbilt University School of Medicine, USA

Title: An approach to reconstructing an outer retina from human embryonic stem cells to study pharmaceuticals and mechanisms of retinal degeneration

Lawrence J Rizzolo, Yale University School of Medicine, USA

Coffee Break @ Pine

Title: The therapeutic potential of 670nm light in retinal disorders

Rizalyn Albarracin, The Australian National University, Australia

Title: Early detection of age related macular degeneration using color fundus imaging: A telemedicine platform

Alauddin Bhuiyan, Commonwealth Scientific and Industrial Research Organization, Australia

Title: A review of cystic lesions of the orbit in upper Egypt children

Abd El Nasser A Mohammad, Assiut University Hospital, Egypt

Title: Treatment options of uveitis, current standards and what's coming

David S Chu, New Jersey Medical School, USA

Panel Discussions

Lunch Break @ Pine

Award Ceremony

Bookmark your dates

4th International Conference on

OMICS Group
Conferences
Accelerating Scientific Discovery

**Clinical &
Experimental Ophthalmology**

March 06-08, 2014 San Antonio, Texas, USA