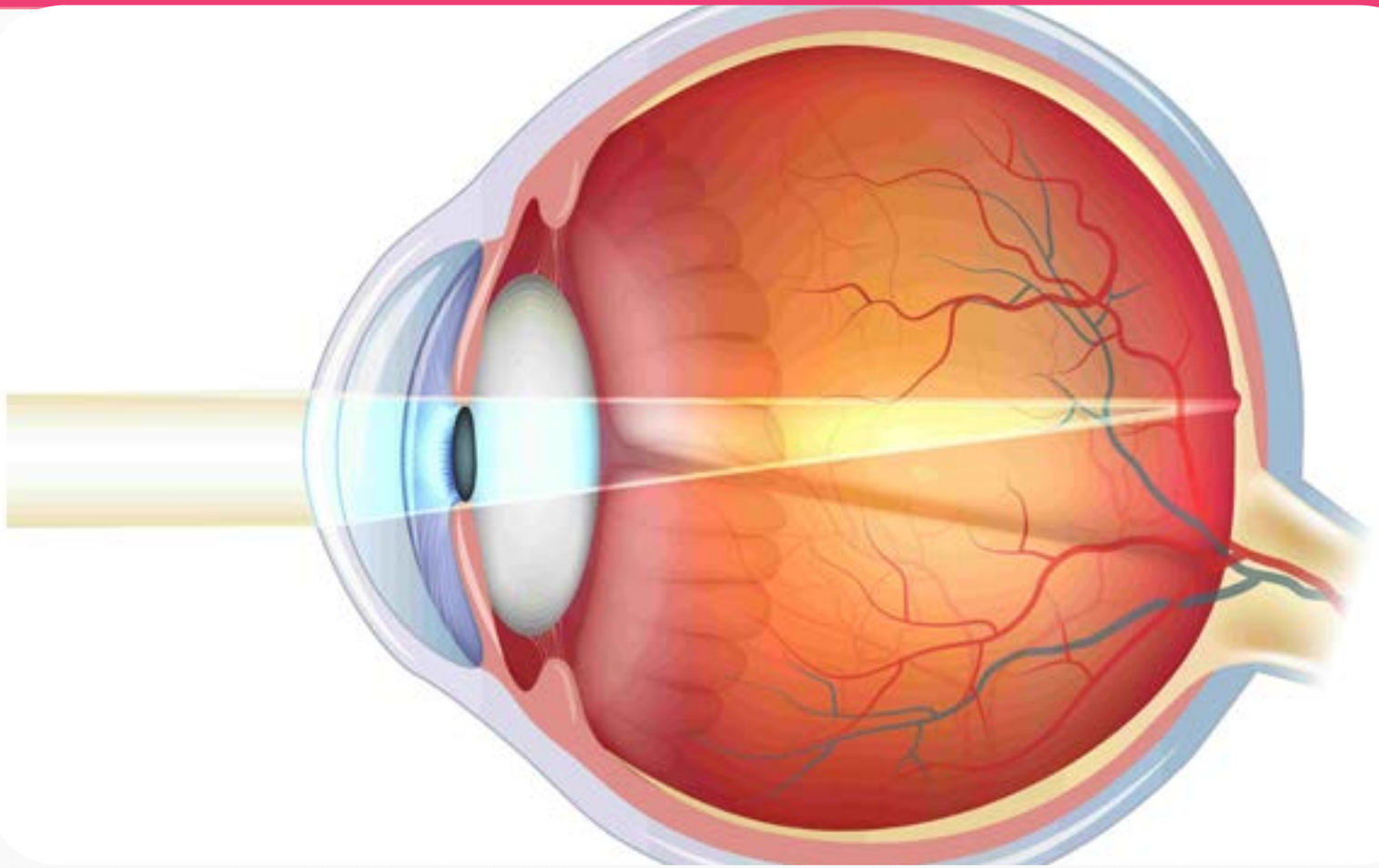


Tentative Program

17th International Conference on Clinical and Experimental Ophthalmology

October 01-03, 2018 Moscow, Russia



Interactive
Sessions

Keynote
Lectures

Plenary
Lectures

Workshops

Exhibitors

B2B
Meetings

For available speaker slots

ophthalmology@ophthalmologyconferences.com

17th International Conference on Clinical and Experimental Ophthalmology

October 01-03, 2018 Moscow, Russia

Program at A Glance

Day 1		
Morning Sessions	Reception/Registration	
	Time	General Session
		Inaugural Address
	Keynote/Plenary Talks	Keynote 1
		Keynote 2
		Keynote Slot Available
Evening Sessions	Panel Discussions/Group Photo	
	Coffee/Tea Break (Networking)	
		Clinical Ophthalmology
	Speakers Slots Available	
	Lunch Break	
		Teaching Course and Workshop
	Coffee/Tea Break (Networking)	
		Retina & Retinal Disorders

Day 2			
Morning Sessions		Time	Session 1
			Session 2
			Keynote Forum
			Cornea & Corneal Disease
	Coffee/Tea Break (Networking)		
Evening Sessions			Ophthalmology Surgery
			Pediatric Ophthalmology
	Speakers Slots Available		
	Lunch Break		
			Glaucoma: Visual Field Loss
			Cataract
	Coffee/Tea Break 15.05-15.20 (Networking)		
			Neuro-Ophthalmology
			Ophthalmic Novel Approaches

Day 3			
Morning Sessions		Time	Session 1
			Session 2
			Young Research Forum
			Ophthalmology Practices
	Coffee/Tea Break (Networking)		
Evening Sessions			Ocular Microbiology & Immunology
			Ophthalmic Research & Drug Delivery
	Speakers Slots Available		
	Lunch Break		
			Optometry & Vision Science
			The Science of Orthoptics
	Awards & Closing Ceremony		

NOTE: Program Shedule is subject to change with final allotment of the speaker slots

Conference Highlights

- Clinical Ophthalmology
- Ophthalmology Practice
- Ophthalmology Surgery
- Optometry and Vision Science
- Cornea and Corneal Diseases
- Pediatric Ophthalmology
- Neuro-Ophthalmology
- Glaucoma: Visual Field Loss
- Ocular Microbiology and Immunology
- Ophthalmology Novel Approaches
- Eye Research Insights
- Ophthalmic Research and Drug Delivery
- Ophthalmic Nurses and Practitioners
- Entrepreneurs Investment Meet
- Ophthalmologists Career & Training
- Optometrists Courses & Education
- • Nano-ophthalmology

For detailed sessions, please visit: <http://pediatricophthalmology.conferenceseries.com>

Submit your abstract online at: <http://ophthalmology.conferenceseries.com/abstract-submission.php>

Register online: <http://ophthalmology.conferenceseries.com/registration.php>



Ophthalmology 2017




Plan your Trip to Moscow, Russia



Gorky Park



Kolomenskoye



Pushkin Museum



Red Square



VDNKh

conferenceseries.com

Scientific Program

16th International Conference on

Clinical and Experimental Ophthalmology

&

2nd International Conference on

General Practice and Primary Care

September 18-20, 2017 Zurich, Switzerland



UK: Conference Series Ilc LTD

47 Churchfield Road London, W3 6AY, UK
Phone: +448000148923 Fax: +442030041517

Opening Ceremony

Keynote Forum

Introduction

Title: Long-term results of accelerated trans-epithelial cross-linking for keratoconus with osmotic riboflavin solution (ParaCelTM)

Roberto Pinelli, SERI, Switzerland

Title: Ophthalmologic biomarkers in pediatric psychiatric diseases

Joan Prat, Hospital Sant Joan de Deu de Barcelona, Spain

Networking and Refreshments Break

**Sessions: Retina & Retinal Disorders | Cornea & External Eye Disease | Ophthalmology Surgery
General Medicine**

Session Chair: Roberto Pinelli, SERI, Switzerland

Session Introduction

Title: Microinvasive glaucoma surgery (MIGS)

Babak Eliassi-Rad, Boston University School of Medicine/Boston Medical Center, USA

Title: Innovations in oculoplasty

Hemant Mehta, Gwynedd Hospital, UK

Title: Design of a cooling TRPM8 agonist to treat ocular discomfort

Edward T Wei, University of California, USA

Title: Imposters of Glaucoma

C Richard Blake, University of Florida College of Medicine, USA

Title: Bilateral Ophthalmoplegia, a patient with Neuroborreliosis: Case report

Jorge Garduño-Vieyra, Instituto Oftalmológico Privado, Mexico

Special Session

Title: Contact lens friction

Samuele G P Tosatti, SuSoS AG, Switzerland

Group Photo

Lunch Break

Special Teaching Course 13:40-16:40

Teaching Course on Primary Retinal Detachment: Diagnostics, options for repair and their comparison.

Quiz of retinal detachments

By Prof. Ingrid Kreissig, University of Mannheim - Heidelberg, Germany

1. Diagnostics of retinal detachments

Moderators: Prof. Ingrid Kreissig (Germany)

Stefan Mennel (Austria)

Title: The 4 Rules to find the primary break

Prof. Ingrid Kreissig, University of Mannheim - Heidelberg, Germany

Title: Ambulatory binocular occlusion: Retinal detachment, vitreous hemorrhage

J Schmidt (Germany)

2. Minimal scleral buckling without drainage

Title: Surgical technique of segm. buckling (video), optimal tamponade of break, complications, long-term anatomic and functional results

Stefan Mennel, Austria

Diff. diagnosis of residual fluid

Prof. Ingrid Kreissig, University of Mannheim - Heidelberg, Germany

3. Intraocular Gas-Op

Moderators: Prof. Ingrid Kreissig (Germany)
J Schmidt (Germany)

Title: Pneumatic retinopexy for uncomplicated detachments
J Schmidt (Germany)

4. Maximal Scleral Buckling With Drainage + I.o. Injection

Title: Circular buckle +/- segm. buckle+ drainage: Evolution, complications, long-term results
Ingrid Kreissig, University of Mannheim - Heidelberg, Germany

Networking and Refreshments Break

5. Vitrectomy

Title: Primary vitrectomy: Indications, complications, results
Stefan Mennel (Austria)

6. Minimal Scleral Buckling

Title: Reoperation: The 4 Rules to find the undetected break
Prof. Ingrid Kreissig, University of Mannheim - Heidelberg, Germany
Title: How to minimize risk of PVR
J Schmidt (Germany)

7. Comparison of Present Techniques for Detachment

Title: Pneumatic retinopexy vs. minimal segmental scleral buckling vs. extensive scleral buckling vs. prim. ppv: Morbidity, economic implications
Stefan Mennel, Austria

8. Quiz: Presentation of Retinal Detachments for Discussion

Primary Care | Nursing Care | General Practice and Cardiology | Family Practice

Title: Using unannounced standardised patients as a quality improvement tool to improve primary care
Heike Schutze, Australian Health Services Research Institute, Australia
Title: Patient, oncologist and GP views about cancer follow-up care in general practice
Heike Schutze, University of Wollongong, Australia
Title: Integrated End of life care in advanced congestive heart failure: Where are we now? 2015 update
Helen Senderovich, University of Toronto, Canada
Title: Maintaining nursing care quality clinical care guidelines for cystic fibrosis - outpatient and inpatient
Melanie Koeller, College of Medicine, Germany

Workshop

Title: The whole person wellness model
Abdia Naidoo, Integrated Well-being Services, South Africa

Day 2 September 19, 2017

Brussels

Keynote Forum

Title: IOFB (Believe it or NOT !!!)
Ashraf Armia Balamoun, Al Watany Eye Hospital, Egypt
Title: The study of interaction of terahertz radiation with the cornea in experiment *in vivo*
Alexander G. Zabolotniy, Kuban State Medical University, Russia

Networking and Refreshments Break

Sessions: Pediatric Ophthalmology | Neuro-Ophthalmology | Clinical Ophthalmology | General Practice and Public Health

Session Chair: Joan Prat, Hospital Sant Joan de Deu de Barcelona, Spain
Session Co-Chair: Ashraf Armia Balamoun, Al Watany Eye Hospital, Egypt

Session Introduction

Title: Uveitis: How far we are?
Sultan E AL-Zaaidi, Prince Sultan Military Medical City, Saudi Arabia

Title: Peter's Anomaly and the clinical implications of rare genetic ocular diseases on the patient

Robert W. Sault, Kelowna General Hospital, British Columbia

Title: Morphological changes of corneal nerve fibres associated with diabetich retinopathy

Alina Aligera, Riga Eastern University Hospital, Latvia

Title: Treatment results of extensive retinal ischemia and macular oedema in a case of idiopathic frosted branch angiitis

Arjeta Grezda, University Hospital Center "Mother Teresa", Albania

Title: Washout of pseudoexfoliation material combined with cataract surgery: a new surgical approach to lower intraocular pressure in pseudoexfoliation syndrome

V Tao Tran, Centre for Ophthalmic Specialised Care (COS), Switzerland

Title: Cataract/vitrectomy, phaco free, using reusable systems

Jorge Garduño-Vieyra, Instituto Oftalmológico Privado, Mexico

Title: Versatility of the innovative myo-tarsal flap for reconstruction of lower eyelid

Hemant Mehta, Gwynedd Hospital, UK

Lunch Break

Title: Comparison of ranibizumab in monotherapy versus association with intravitreal dexamethasone in diabetic macular oedema

Zuzana Schlegel, Laser Vision Schlegel, Reunion Island

Title: Accelerated visual recovery in transepithelial phototherapeutic keratectomy in comparison to mechanical epithelial removal followed by cross-linking for progressive keratoconus

Jonathan E Moore, Cathedral Eye Clinic, UK

Title: Potbelly dancing cataract (imagination versus reality)

Ashraf Armia Balamoun, Al Watany Eye Hospital, Egypt

Title: The effects of preconception interventions on improving reproductive health and pregnancy outcomes in primary care: A systematic review

Norita Hussein, University of Malaya, Malaysia

Title: Evaluating patients in sepsis using Compensatory reserve measurement: A prospective clinical trial

Avi Benov, Meir Medical Center, Israel

Title: Cataract management: What is the Win-Win?

Sultan AL-Zaaidi, Prince Sultan Military Medical City, Saudi Arabia

Title: Adaptation and validation of a hospitalized pediatric patients fall risk assessment instrument

Judith Barrientos, National Institute of Paediatrics, Mexico

Title: Disseminated intravascular coagulation with clinical and laboratory evaluations of paediatric patients with acute gastroenteritis admitted at Gharyan Central and Teaching Hospital, Libya

Aisha Sehari, Tripoli University, Libya

Young Research Forum

Title: Improvement of visual field following successful trabeculectomy is related to preoperative mean deviation

Magdalene Yin Lin Ting, University of Cambridge, UK

Title: Home self-monitoring of intraocular pressure using the Icare home rebound tonometer

Jeanne J Ogle, Tan Tock Seng Hospital, Singapore

Panel Discussions

Coffee Break followed by Poster Presentations 17:40 at Europa Foyer

Title: Bilateral periorbital necrotizing fasciitis: Case report

Fabio H L Leonardo, Faculty of Medicine of ABC (FMABC), Brazil

Title: In-and-out suture technique for IOL scleral fixation

Young Keun Han, Seoul Municipal Government-Seoul National University Boramae Medical Center, South Korea

Title: Has the tablet perimetry arrived? Visual fields easy app versus humphrey field analyser in glaucoma patients

Roopjit Kaur Sahi, India

Title: Comparison of the pattern of macular ganglion cell-inner plexiform layer defect between ischemic optic neuropathy and open-angle glaucoma

Marjan Afzali Behbahani, Farabi Eye Hospital, Tehran University of Medical Sciences, Iran

Title: Clinical characteristics and the prognostic significance of changes in mean platelet volume during hospitalization for community-acquired pneumonia

Oleg Gorelik, Assaf Harofeh Medical Center, Israel

Day 3 September 20, 2017

Networking and Lunch

Awards & Closing Ceremony

Proceedings of

9th Global Ophthalmology Summit

March 15-16, 2017 London, UK



Hosting Organizations: Conference Series llc LTD

47 Churchfield Road London, W3 6AY, UK

Phone: +448000148923 Fax: +442030041517

Day 1 | March 15, 2017 | Wednesday

Registrations

Chamber Suite

conference**series**.com

Opening Ceremony

Keynote Forum

Title: Intense ultra-regulated pulsed light in the treatment of Meibomian Gland Dysfunction

Prof. Carlos Verges, Director of Área Oftalmológica Avanzada, Spain

Special Session

Title: Treatment of optic disc pit associated serous Macular Detachment: Case Reports

Magno Ferreira, Chairman Federal University Of Uberlandia-UFU, Brazil

Group Photo

Networking & Refreshment Break

Sessions:

Retina & Retinal Disorders | Ophthalmology Practice & Case Studies

Session Chair: Tarun Sharma, Worcestershire Acute Hospitals NHS Trust, UK

Session Introduction

Title: Sub-foveal choroidal thickness in diabetics and non-diabetics

Mouna Al Saad, University of Jordan, Jordan

Title: Colony Forming Units - Endothelial Progenitor Cells (CFU-EPCs) –A surrogate marker for diabetic retinopathy and high cardiovascular mortality rate

Dorina Cheles, Department of Ophthalmology Baruch Padeh Medical Center, Israel

Title: Enabling patient-centred care through information and technology: Worcester model for digital patient education

Tarun Sharma, Worcestershire Acute Hospitals NHS Trust, UK

Lunch Break

Special Session

Title: Selection strategy of different surgical methods for abducens nerve palsy

Xiaoqin Jin, Wuhan Eyegood Ophthalmic Hospital, China

Sessions:

Ophthalmology Surgery | Microbiology in Ophthalmology

Session Chair: Magno Ferreira, Chairman Federal University Of Uberlandia-UFU, Brazil

Session Introduction

Title: Trabectome vs I-stent in moderate open-angle glaucoma-single surgeon results

Tarun Sharma, Worcestershire Acute Hospitals NHS Trust, UK

Title: Equatorial scleral anchor for the weakening of the inferior oblique muscle

Lelio Sabetti, University of L'Aquila, Italy

Title: Under eye filler practices as under eye hollows and dark circles treatments

Seyda Atabay, Private Clinic, Turkey

Title: Candida endophthalmitis following penetrating Keratoplasty in patient with negative donor rim

Mouna Al Saad, University of Jordan, Jordan

Networking & Refreshment Break

Special Session

Title: Algorithm of periorbital area rejuvenation

Seyda Atabay, Private Clinic, Turkey

Day 2 | March 16, 2017 | Thursday

Chamber Suite

Keynote Forum

Title: Osmolarity in Dry Eye Disease

Rolando Toyos, Medical Director and Founder of Toyos Clinic, USA

Special Session

Title: Basic research about the neural connections between the eye and the neuroendocrine system

Katalia Koves, Semmelweis University of Medicine, Hungary

Networking & Refreshment

Sessions:

Neuro-Ophthalmology | Cornea Infection and Inflammation | Glaucoma

Session Chair: Brunno Dantas, Brazilian Society Of Ophthalmology, Brazil

Session Introduction

Title: Neurobiological oriented treatment for amblyopia and amblyopia comorbid with refractive squint, diplopia, and headache

Jagmohan Dyal Singh, USA

Title: Orthokeratology in keratoconus

Brunno Dantas, Brazilian Society Of Ophthalmology, Brazil

Title: A new model for developing intravitreal formulations

Sahar Awaad, UCL, UK

Title: Spaceflight and radiation induces microvessel and structural damage in ocular tissue

Xiao Wen Mao, Loma Linda University School of Medicine and Medical Center, Loma Linda, CA, U.S.A.

Lunch Break

Sessions:

Ophthalmology Instruments | Optometrist Courses

Session Chair: Jason Chin, Andover Eye Associates and New England College of Optometry, USA

Title: Management of a case of Cherubism pseudo ptosis and euryblepharon by orbital floor decompression

Hala Nassim, King Fahad Hospital of the University, Saudi Arabia

Title: Incorporating clinical trials into your daily practice

Jason Chin, Andover Eye Associates and New England College of Optometry, USA

Title: A decrease in VEGF and inflammatory markers is associated with diabetic proliferative retinopathy

Dorina Cheles, Department of Ophthalmology Baruch Padeh Medical Center, Israel

Title: Training system for ophthalmologists from rural China: Experience from Joint Shantou International Eye Center

Minghi Zhang, Shantou University Chinese University of Hong Kong Joint Shantou International Eye Center, China

Title: The effects of the quantum on dry eye due to Meibomian Gland Dysfunction

Rolando Toyos, Medical Director and Founder of Toyos Clinic, USA

Title: OCT Macular ganglion layer analysis in Neuro-ophthalmology

Umur Kayabashi, Turkey

Networking & Refreshment

Awards & Closing Ceremony



Scientific Program

2nd Global Pediatric Ophthalmology Congress

June 05-06, 2017 Milan, Italy

Conference Series Ilc LTD

47 Churchfield Road London, W3 6AY, UK

Phone: +448000148923 Fax: +442030041517

Day 1 June 05, 2017

Registrations

Barcelona 2

conference**series**.com

Opening Ceremony

Keynote Forum

Introduction

Title: The Window into their future: Screening & Early Detection of Corneal Diseases in Pediatric Patients

Prof. Farhad Hafezi, ELZA Institute AG, Dietikon / Zurich, Switzerland

Group Photo

Networking & Refreshment Break

The Light for Sight Course on Keratoconus

Prof. Farhad Hafezi, MD PhD - ELZA Institute, Switzerland

Prof. Cosimo Mazzotta, MD PhD - University of Siena, Italy

Dr. Miguel Rechichi, MD, PhD, Crosslinking Specialist, Italy

Panel Discussion

Sessions:

Retina & Retinal Disorders | Corneal Diseases

Session Chair: Ronni M Lieberman, New York City Health and Hospitals Corporation, USA

Session Introduction

Title: Long-term follow-up of intravitreal bevacizumab for the treatment of pediatric retinal and choroidal diseases

Ronni M Lieberman, New York City Health and Hospitals Corporation

Title: Retinopathy of prematurity in Romania

Cristina Nitulescu, National Institute for Mother and Child Health, Romania

Title: Retinopathy of prematurity incidence, risk factors and treatment modalities among premature infants at various neonatal intensive care units of central Karnataka in South India

Ashutosh Patel, S.S. Institute of Medical Sciences & Research Centre SSIMS & RC, India

Title: Keratoconus progression in pediatric patients with allergy and elevated surface matrix metalloproteinase 9 point-of-care test vs. negative patients

Cosimo Mazzotta, University of Siena, Italy

Title: Combined dermoid cyst excision and DALK procedure in 3 years old boy: Split and patch technique for corneoscleral patching

Elias F Jarade, Beirut Eye Specialist Hospital, Lebanon

Sessions:

Pediatric Ophthalmology & Research | Pediatric Optometry

Session Chair: Bruce H Koffler, Koffler Vision Group, USA

Session Introduction

Title: Surgical esotropia in Down syndrome patients

Danielle M Ledoux, Boston Children's Hospital - Harvard University, USA

Title: Myopia control in children utilizing gas permeable orthokeratology molding overnight lenses

Bruce H Koffler, Koffler Vision Group, USA

Title: Arrested foveal development and low visual function in babies with history of retinopathy of prematurity

Anna Laura Giacomini, Camposampiero Hospital, Italy

Networking & Refreshment Break

Title: Revital Vision treatment in patients affected by nystagmus

Lelio Sabetti, University of L'Aquila, Italy

Title: Pediatric contact lens fittings: little eyes big challenges

Angela Malik, Sidra Medical and Research Center, Qatar

Title: Clinical outcomes of surgical management of subluxated lenses in children

Darakshanda Khurram, Moorfields Eye Hospital Dubai, UAE

Title: Comparison between medial rectus pulley fixation and augmented recession in children with convergence excess and variable angle infantile esotropia

Heba M Fouad, Cairo University, Egypt

Panel Discussion

Day 2 June 06, 2017

Keynote Forum

Title: Femtolasar anterior and posterior capsulotomies during pediatric cataract surgery

Irina Trifanenkova, MNTK, Eye Microsurgery, Russia

Special Session

Title: Vision and eye issues in children with Down syndrome

Danielle M Ledoux, Boston Children's Hospital - Harvard University, USA

Networking & Refreshment Break

Sessions:

Sessions: Refractive Errors and Management | Pediatric Neuro-Ophthalmology | Ophthalmology Surgery

Session Chair: Mikhail G Kataev, Fyodorov Eye Microsurgery Complex, Russia

Session Introduction

Title: Surgical management of ocular motor nerve palsies

Pedro Mattar, King Khaled Eye Specialist Hospital, Saudi Arabia

Title: Effects of socioeconomic status on oculo-visual disorders in school children

Serap Azizoglu, Deakin University, Australia

Title: Oculoplasty for saving vision in children

Mikhail G Kataev, Fyodorov Eye Microsurgery Complex, Russia

Title: Contralateral effect of micro-dose bevacizumab (Avastin) injection in zone 1 aggressive posterior retinopathy of prematurity (APROP)

Ayad Shafiq, Newcastle Eye Centre, UK

Lunch Break

Title: Pediatric keratoconus in a tertiary referral center: Incidence, presentation, risk factors, and treatment

Elias F Jarade, Beirut Eye Specialist Hospital, Lebanon

Title: Choline in association with Bangert filters for the treatment of amblyopia

Lelio Sabetti, University of L'Aquila, Italy

Title: Management of scleral lenses in pediatric age

Antonella Vecchies, University of Padua, Italy

Title: Poor oculomotor- visual skills efficiency correlates with dyslexia and low reading performance

Andrea Binotto, Camposampiero Hospital, Italy

Title: Glaucoma children in Peru

Oscar Orjeda, Peru

Networking & Refreshment Break

Title: Safety and efficacy of sequential intracorneal ring segment implantation and crosslinking in pediatric keratoconus

Elias F. Jarade, Beirut Eye Specialist Hospital, Lebanon

Video Presentation

Title: Epidemiology of retinopathy of prematurity in Southern Romania during 2002–2016

Tatiana Ciomârtan, National Institute for Mother and Child Health "Alessandrescu-Rusescu", Romania

Awards and Closing Ceremony



10TH INTERNATIONAL CONFERENCE ON
**CLINICAL &
EXPERIMENTAL
OPHTHALMOLOGY**
November 21-23, 2016 Dubai, UAE

Day 1

November 21, 2016

Registrations

Salon II III

conference**series**.com

Opening Ceremony

Keynote Session

Introduction

Title: Diabetic retina: Macula and beyond

Faruque Ghanchi, Bradford Ophthalmology Research Network (BORN), UK

Title: Glaucoma treatment: Novel drugs and devices on the horizon

Naj Sharif, Santen Inc., USA

Networking & Refreshment Break

Special Teaching Course

Teaching Course on Primary Retinal Detachment:

Diagnostics, Options for Repair and their Comparison. Quiz of Retinal Detachments

By Prof. Ingrid Kreissig MD, Prof. h.c., University of Mannheim - Heidelberg, Germany

1. DIAGNOSTICS OF RETINAL DETACHMENTS

Moderators: Prof. Ingrid Kreissig (Germany) & S Mennel (Austria)

- 1.1 **Title: The 4 Rules to find the primary break**
Prof. Ingrid Kreissig, University of Mannheim - Heidelberg, Germany
- 1.2 **Title: Ambulatory binocular occlusion: Retinal detachment, vitreous hemorrhage**
Thorsten Boeker, Germany

2. MINIMAL SCLERAL BUCKLING WITHOUT DRAINAGE

- 2.1 **Title: Surgical technique of segm. buckling (video), optimal tamponade of break, complications, long-term anatomic and functional results**
Stefan Mennel, Austria
- 2.2 **Diff. diagnosis of residual fluid**
Vincenzo Ferrara, Infermi Hospital, Italy

3. INTRAOCULAR GAS-OP

Moderators: Thorsten Boeker, Germany and Vincenzo Ferrara, Infermi Hospital, Italy

- 3.1 **Title: Pneumatic retinopexy for uncomplicated detachments**
Thorsten Boeker, Germany

4. MAXIMAL SCLERAL BUCKLING WITH DRAINAGE + I.O. INJECTION

- 4.1 **Title: Circular buckle +/- segm. buckle+ drainage: Evolution, complications, long-term results**
Prof. Ingrid Kreissig, University of Mannheim - Heidelberg, Germany

5. VITRECTOMY

- 5.1 **Title: Primary vitrectomy: Indications, complications, results**
Thorsten Boeker, Germany

6. MINIMAL SCLERAL BUCKLING

- 6.1 **Title: Reoperation: The 4 Rules to find the undetected break**
Prof. Ingrid Kreissig, University of Mannheim - Heidelberg, Germany
- 6.2 **Title: How to minimize risk of PVR**
Vincenzo Ferrara, Infermi Hospital, Italy

7. COMPARISON OF PRESENT TECHNIQUES FOR DETACHMENT

- 6.2 **Title: Pneumatic retinopexy vs. minimal segmental scleral buckling vs. extensive scleral buckling vs. prim. ppv: morbidity, economic implications**
Stefan Mennel, Austria

8. QUIZ: PRESENTATION OF RETINAL DETACHMENTS FOR DISCUSSION

Group Photo

Lunch Break @ Market Place

Major Sessions: Retina & Retinal Disorders | Cornea & External Eye Disease | Ophthalmology Surgery

Session Chair: Christiane I. Falkner-Radler, Rudolf Foundation Hospital, Austria

Session Co-Chair: Stefan Mennel, Austria

Session Introduction

Title: Binocular occlusion prior to retinal detachment surgery - A tomographic analysis by OCT

Stefan Mennel, Austria

Title: Visual and refractive outcomes of combined excimer laser ablation with corneal collagen cross linking in subclinical keratoconus

Talal Althomali, Taif University, Saudi Arabia

Title: Femtosecond laser or mikrokeratom - What to choose in LASIK?

Kristina Mikek, Morela Okulisti, Center for Eye Refractive Surgery, Slovenia

Title: MICS with toric intraocular lenses in keratoconus: Outcomes and predictability analysis of postoperative refraction

Felipe A Soria, Instituto de la Visión, Mexico & Visum Corporacion Alicante, Spain

Title: Mohs microrgraphic surgery vs wide excision and late reconstruction for periocular basal cell carcinoma treatment

Radwan Almousa, Chelsea and Westminster Hospital, UK

Title: 27-Gauge vitrectomy for vitreoretinal disorders

Christiane I. Falkner-Radler, Rudolf Foundation Hospital, Austria

Networking & Refreshment Break

Title: Clinical results of trifocal intraocular lenses following femtosecond laser-assisted cataract surgery

Hiroko Bissen-Miyajima, Tokyo Dental College, Japan

Title: Role of oral rifampicin in central serous chorioretinopathy (CSCR): Study of 31 cases

Sameen Afzal Junejo, Liaquat University Of Medical and Health Sciences, Pakistan

Title: ReLEx smile-Personal experience from more than 7000 treatments

Sven Asp, Copenhagen Eye Centre & Aarhus University Hospital, Denmark

Title: Femtosecond laser assisted cataract surgery followed by coaxial phacoemulsification or microincisional cataract surgery: Differences and advantages

Irina Mocanu, CMI Dr Mocanu Irina, Romania

Title: Central corneal thickness and crystalline lens changes after trabeculectomy

Mustafa Kamal Junejo, Isra Postgraduate Institute of Ophthalmology, Pakistan

Title: Phacoemulsification, phaco/MICS and ECCE through temporal approach in hard cataracts

Sameen Afzal Junejo, Liaquat University Of Medical and Health Sciences, Pakistan

Panel Discussion

Salon II III

Day 2

November 22, 2016

Keynote Session

Title: Safe land with small pupils

Ashraf Armia Balamoun, Al Watany Eye Hospital, Egypt

Title: Criticizing and exploration: Study of trans-lamina cribrosa pressure gradient in POAG

Ningli Wang, iCOP study Group, China

Special Session

Title: Mesothelial cells: A cellular surrogate for tissue engineering of corneal endothelium

Felipe Soria, Instituto de la Visión, Mexico & Visum Corporacion Alicante, Spain

Networking & Refreshment Break

Major Sessions: Pediatric Ophthalmology | Neuro-Ophthalmology | Clinical Ophthalmology

Session Chair: Najeeb Haykal, Gwynedd Hospital, UK

Session Co-Chair: Talal Althomali, Taif University, Saudi Arabia

Session Introduction

Title: Falsification of listing law of eye movements

Nadim Sradj, Germany

Title: Fluorescein angiography for aggressive posterior retinopathy of prematurity

Alexandra Vydrina, MNTK Eye Microsurgery, Russia

Title: Particularities of the anti VEGF treatment in children

Diana Cormos, Ocusan Eye Clinic Brasov, Romania

Title: Posterior chamber toric phakic intraocular lens implantation for the correction of astigmatic anisometropia and treatment of amblyopia

Talal Althomali, Taif University, Saudi Arabia

Title: Pediatric cataracts: Combined clear corneal and pars plicata approach

Huseyin Yetik, Istanbul University, Turkey

Title: Photophobia: What, where & how?

Najeeb Ghalib Haykal, Gwynedd Hospital, UK

Lunch Break

Title: Efficacy of topical dorzolamide 2% in diabetic cystoid macular edema

Amani Badawi, Mansoura University, Egypt

Title: Inbreeding and morbi-mortality, Short literature review from an exceptional association of Usher's syndrome and Von Recklinghausen's neurofibromatosis

Pepin Williams Atipo-Tsiba, Marien Ngouabi University, Republic of Congo

Title: Analysis of adverse effect caused by AAV-2 encoded modified Volvox channelrhodopsin-1 gene therapy

Eriko Sugano, Iwate University, Japan

Title: Pterygium excision with conjunctival autograft using various techniques

Aman Khanna, Khanna Eye Centre, India

Title: Visual Impairment in patients with Leprosy in Adilabad district in South India

Ravi Kumar Chukka, Community Health & Nutrition Cluster Office, India

Title: Post-operative endophthalmitis: Prevention and protocols

Vineet Ratna, Sankara Nethralaya, India

Title: Awareness assessment of diabetic eye health in a tertiary hospital in Saudi Arabia

Lujain Alkhalifa, Al Faisal University, KSA

Panel Discussion

Coffee Break Followed by Poster Presentations at Foyer

- | | |
|-----|--|
| P01 | Title: Estimate of the knowledge and attitude of contact lenses users and the frequency of its complications among a sample of the population of Riyadh City, Saudi Arabia
Omar Saleh Alobaidan , Al-Imam University, KSA |
| P02 | Title: Mucus membrane grafting for cicatricial ectropion in ichthyosis
Manar Aljebreen , King Saud University, KSA |
| P03 | Title: Assessment of patient's satisfaction after cataract surgery in a tertiary hospital
Faisal Sager Alanazy , Imam Muhammad bin Saud Islamic University, KSA |
| P04 | Title: Indications of enucleation and evisceration in a tertiary eye hospital in Riyadh, a 10-year experience
Nada AIMadhi , King Saud University, KSA |
| P05 | Title: Autologous serum eye drop in refractory neurotrophic corneal ulcer: A case report
Poonam Lavaju , B.P. Koirala Institute of Health Sciences, Nepal |
| P06 | Title: Study of biochemical parameters in diabetic subjects with and without diabetic retinopathy
Poonam Lavaju , B.P. Koirala Institute of Health Sciences, Nepal |
| P07 | Title: Laser pointer retinopathy
Nawaf Almegbel , King Abdulaziz Medical City, KSA |
| P08 | Title: Evaluation of corneal rigidity and symmetry after UV corneal crosslinking for keratoconus
Hanan Khalid Abdullah Mofty , King Saud University, KSA |
| P09 | Title: Corneal Toxicity induced by self application of latex of <i>Calotropis procera</i> and analysis of its compositions
Huda Alghadeer , King Khaled Eye Specialist Hospital, KSA |
| P10 | Title: <i>Mycobacterium abscessus</i> scleritis after a Baerveldt glaucoma implant
Asma AlKheraiji , King Saud University, KSA |
| P11 | Title: Anatomic-topographic relationships of anterior eye segment structures in children with active stages of retinopathy of prematurity
Elena Erokhina , MNTK Eye Microsurgery, Russia |
| P12 | Title: Primary and secondary intraocular lens implantation in congenital cataract surgery: A comparative study of the visual outcomes
Abrar Alhawsawi , King AbdulAziz University Hospital, KSA |

Poster Presentations at Foyer

- P13** **Title: The effect of senofilcon-A mechanical protector on corneal endothelial damage during phacoemulsification in rabbit eyes**
Young Keun Han, Seoul National University Boramae Medical Center, Korea
- P14** **Title: Comparative study of outcome of probing in children of different age groups with congenital nasolacrimal duct obstruction**
Ankita Gupta, Khanna Eye Centre, India
- P15** **Title: Improved transduction efficiencies of modified vo/vox-derived channelrhodopsin-1 gene by synthetic cell-permeable peptides**
Hiroshi Tomita, Iwate University, Japan
- P16** **Title: Diagnosis of giant cell arteritis: Is temporal artery biopsy essential in all suspected cases?**
Charikleia Papandreou, East and North Hertfordshire NHS Trust, UK
- P17** **Title: Attitude and practice of Saudi population toward self-medication with over the counter (OTC) ophthalmic preparations**
Amjaad al Harbi, Qassim University, KSA
- P18** **Title: Congenital ptosis, scoliosis, and malignant hyperthermia susceptibility in siblings with recessive *RYR1* mutations**
Amani Albakri, King Khaled Eye Specialist Hospital, KSA
- P19** **Title: Kissing nevus with ocular melanosis: a case report in Hail region, Saudi Arabia**
Rakan M Algorinees, Hail University, KSA
- P20** **Title: Analysis of ophthalmological accident and emergency cases presented to a referral hospital in Saudi Arabia**
Majeedah Alotaibi, King Saud Medical City, KSA
- P21** **Title: New approaches to treatment of posttraumatic orbital defects and deformities using CAD/CAM technology**
Oxana Petrenko, P. L. Shupik National Medical Academy of Postgraduate Education, Ukraine
- P22** **Title: 3rd generation refractive surgery: Long term safety and efficacy of small incision lenticule extraction**
Moones Abdalla, Egypt
- P23** **Title: Thiol/disulphide homeostasis in patients with keratoconus by a novel assay**
Bayram Gulpamuk, Ulucanlar Eyes Training and Research Hospital, Turkey
- P24** **Title: Prevalence of refractive errors and associated risk factors among primary school students in Jazan male population**
Mohannad Faisal Tobaigy and Wael Ali Otaif, Jazan University, Saudi Arabia

Day 3 November 23, 2016

Salon II III

Major Sessions: Ocular Microbiology & Immunology | Novel Approaches to Ophthalmology Therapeutics

Session Chair: Ashraf Armia Balamoun, Al Watany Eye Hospital, Egypt

Session Introduction

Title: Ocular disorders in onchocerciasis

Pepin Williams Atipo-Tsiba, Marien Ngouabi University, Republic of Congo

Title: Reproducibility of flap thickness in sub-Bowman keratomileusis using a mechanical microkeratome

Talal Althomali, Taif University, Saudi Arabia

Networking & Refreshment Break

Title: Challenging decision in traumatic anterior segment cases

Ashraf Armia Balamoun, Al Watany Eye Hospital, Egypt

Title: Characterization of the genes underlying Usher Syndrome in Saudi Arabian population

Khushnooda Ramzan, King Faisal Specialist Hospital and Research Centre, Saudi Arabia

Title: To assess the prevalence of amblyopia among the pediatric patients visiting ophthalmology outpatient department at our tertiary care centre

Divya Vakharia, Smt. Kashibai Navale Medical College and General Hospital, India

Title: Study of ocular manifestations in HIV positive patients at a tertiary care center in Kumaon region, Uttarakhand, India

G S Titiyal, Government Medical College, India

Young Researchers Forum

Session Chair: Felipe Soria, Instituto de la Visión, Mexico & Vissum Corporacion Alicante, Spain

Session Introduction

Title: Diabetic retinopathy: Knowledge, awareness and practices of physicians in primary-care centers in Riyadh, Saudi Arabia

Raghad Alrasheed, King Abdul-Aziz University Hospital, KSA

Title: Solitary fibrous tumor of the lacrimal gland: A clinicopathological review of all reported cases in comparison to the salivary gland

Omar Saleh Alobaidan, Al-Imam University, KSA

Title: Prediction of post phacoemulsification visual acuity in patients with different degree of lens opacity using Heine retinometer

Danya Alturkistani, Umm Al Qura University, KSA

Lunch Break

Title: Prevalence, habits and outcomes of wearing contact lenses among medical students at King Abdulaziz University, Jeddah, Saudi Arabia

Hadeel Seraj, King Abdul Aziz University, KSA

Title: Prevalence of visual impairment and predictors of poor vision among older adults in Saudi Arabia, national survey

Sulaiman ALTariqi, Imam Mohammed Bin Saud School of Medicine, KSA

Title: Central corneal thickness: A cross-sectional study over a normal Indian population

Gloria George, Manipal University, India

Title: Depression, anxiety and early presbyopia in Saudi female

Almaha Saleh Almutlaq, King Faisal University, KSA

Title: Smartphone indirect ophthalmoscopy: Evolution and progress

Zain Irfan Khatib, Karnataka Institute of Medical Sciences, India

Title: Combined femtosecond laser assisted intracorneal rings (ICR) implantation and cross linking for keratoconus management: Safety, visual outcome and corneal biomechanics changes

Moones Abdalla, Egypt

Title: Incision on incision technique of wound closure in phacoemulsification

Sambhav Kumar, Sharp Sight Hospital, India

Thanks Giving & Closing Ceremony

Bookmark your dates

16th International Conference On

Clinical & Experimental Ophthalmology

November 17-19, 2017 Zurich, Switzerland

e-mail: ophthalmology@ophthalmologyconferences.com ; ophthalmology@ophthalmologyconferences.org

Website: ophthalmology.conferenceseries.com

Conference Series llc LTD

47 Churchfield Road London, W3 6AY, UK

Phone: +448000148923 Fax: +442030041517

Scientific Program

International Conference and Expo on

Optometry and Vision Science

October 20-22, 2016 Rome, Italy



Conference Series Ilc LTD

47 Churchfield Road London, W3 6AY, UK

Phone: +448000148923 Fax: +442030041517

Day 1

October 20, 2016

Registrations

Appia 2-30 Theater

conference**series**.com

Opening Ceremony

Keynote Forum

Title: Telemedicine and Ophthalmology

Antonio Carlos Centelhas, Nise da Silveira Hospital

Group Photo

Sessions:

Optometry Research | Refractive Errors and Disorders | Glaucoma : Visual Field Loss

Session Chair: Sowmya Srinivas, Dartmouth Hitchcock Medical Center, USA

Title: Haptic-visual transfer in children with treatable congenital blindness

Sowmya Srinivas, Dartmouth Hitchcock Medical Center, USA

Coffee Break

Title: Evaluation of visual field and PERG parameters of glaucomatous patients under oral supplement of forskolin, magnesium, homotaurin, l-carnosin, vitamins B1, B2, B6 and folic acid

Italo Giuffre, Catholic University of Roma, Italy

Title: Melanopsin pathway control in the human retina and the relationship with traumatic photalgia

Christopher W Tyler, City University of London, UK

Title: Macular thickness in type 2 diabetics without retinopathy and its correlation with contrast sensitivity at low spatial frequencies

Shroug M Aldaham, Complutense University of Madrid, Spain

Title : With the rule astigmatism (WTRA) in congenital horizontal jerky nystagmus (CHJN)

J U Seekkubadu, National Eye Hospital, Sri Lanka

Lunch Break

Sessions:

Novel Approaches To Optometric Therapeutics | Dry Eyes | Optometry Instruments | Optometry Meetings

Session Chair: Italo Giuffre, Catholic University of Roma, Italy

Session Introduction

Title: Use of tears as a source of biomarkers for disease

Mark DP Willcox, University of New South Wales, Australia

Title: Comparative study of the ocular surface and tear film on computer users and contact lenses wears

Luis Fernando Barba Gallardo, Universidad Autónoma de Aguascalientes, Mexico

Title: The effects of part time & non-exposure to air-conditioned environment on tears

Tran Thi Kim Ngan, Hai Yen Eye Clinic, Vietnam

Title: Management of fusion loss in anisometropia - A longitudinal study

J.U.Seekkubadu, National Eye Hospital, Sri Lanka

Coffee Break

Title : Dry Age-Related Macular Degeneration Associations with; systemic disorders

Amila Chandrasekera, Vision Care Optical Services PVT LTD, Sri Lanka

Title: The role of central corneal thickness measurement in the clinical evaluation of glaucoma

Kumale Tolesa Daba, Jimma University , Ethiopia

Title: Geometric phase liquid crystal phase shifter: A novel technique for rapid full-field optical coherence tomography

Maitreyee Roy, The University of New South Wales, Australia

Panel Discussion

Day 2

October 21, 2016

Appia 2-30 Theater

Keynote Forum

Title: Developments in confocal imaging of the eye

Colin Sheppard, Italian Institute of Technology, Genova Italy

Workshop

Title:TransPRK A no-Touch procedure to refractive surgery – Two years study

Antonio Carlos Centelhas, Nise da Silveira Hospital, Brazil

Coffee Break

Sessions: Medical Optics | Research Trends in Surgical and Medical Optometry

Session Chair: Bonnie Molloy, Bridgeport Anesthesia Associates, USA

Session Introduction

Title: Early detection and prevention of rising intraocular pressure: A protocol and utilization of a standardized observation scale and treatment interventions

Bonnie Molloy, Bridgeport Anesthesia Associates, USA

Title: Blue Blocking Lenses and Their Effect on Colour Vision

Maitreyee Roy, The University of New South Wales, Australia

Title: The case for and against the defensive optometrist

Faraz Farooq Saleem, Oxford LOC, UK

Title: Overnight wearing ortho-K contact lenses in 40 patients at Hai Yen Eye Center, Vietnam

Nguyen Duc Trong, Hai Yen Eye Clinic, Vietnam

Lunch Break

Sessions

Eye Movements | Visual Field Testing | Optometrists Courses and Education

Session Chair: Christopher W Tyler, City University of London, UK

Session Introduction

Title: Sports vision-helping so many has never been so much fun!

Jeremy A Ciano, Revolution EYES and Little EYES,USA

Title: The myopia epidemic: What Can We Do?

Katherine Schuetz, RevolutionEYES and Little Eyes, USA

Title: Metrics, momentum, and medical success-embracing business metrics will allow for better clinical care, more fun in the workplace, and increased profits.

Jeremy A. Ciano, Revolution Eyes and Little Eyes, USA

Title: Medical retina a new challenge for optometry

Daniel Valverde Solis, University of Guayaquil, Ecuador

Coffee Break

Title: A new and comprehensive look at bilateral astigmatism: Rule similarity and symmetry patterns of the astigmatism axes in fellow eyes

Amir Asharlous, Mashhad University of Medical Sciences, Iran

Panel Discussion

Poster Presentations

- P 1** **Title: The effect of stimulus type and size on the quality of eye movement data in patients with infantile nystagmus**
Asma A A Zahidi, Cardiff University, UK
- P 2** **Title: Inhibitory effects of rosmarinic acid on pterygium epithelial cells via redox imbalance and induction extrinsic and intrinsic apoptosis**
Ya-Yu Chen, Chung Shan Medical University, Taiwan
- P 3** **Title: Objective refraction measurement variations with off the axis retinoscopy**
Amila Sampath Chandrasekera, Vision Care Optical Services PVT LTD, Sri Lanka
- P 4** **Title: Relationship between macula pigment optical density and visual performances in patients with Drusen maculopathy**
Amila Sampath Chandrasekera, Vision Care Optical Services PVT LTD, Sri Lanka
- P 5** **Title: Intercortical inhibition in area of extrastriate cortex in strabismus**
Monika Czańska, Adam Mickiewicz University of Poznań, Poland
- P 6** **Title: Comparison of cortical activation evoked by volitional vergence and saccade eye movements**
Monika Wojtczak-Kwaśniewska, Adam Mickiewicz University of Poznań, Poland
- P 7** **Title: Spherical refractive error measurement using a holographic multi-vergence target (MVT)**
Maitreyee Roy, The University of New South Wales, Australia

Day 3 October 22, 2016

Scientific Relations and Networking

Coffee Break

Scientific Relations and Networking

Lunch Break

Closing Ceremony



conferenceseries.com

592nd Conference

Scientific Program

International Conference and Expo on

Cataract and Optometrists Meeting

August 04-05, 2016 Manchester, UK



Conference Series llc LTD

47 Churchfield Road London, W3 6AY, UK

Phone: +448000148923 Fax: +442030041517

Day 1

August 04, 2016

Registrations

Cheltenham Room

conference**series**.com

Opening Ceremony

Keynote Forum

Introduction

Title: *In vitro* testing to show what actually does work to increase safety and efficiency in cataract surgery

Randall J Olson, University of Utah John A Moran Eye Center, USA

Title: Refractive lens exchange with implantation of premium intraocular lenses

Iva Dekaris, University Eye Hospital 'Svjetlost', Croatia

Panel Discussion 5 minutes

Networking and Refreshments Break

Workshop

Title: Congenital cataract surgery

Michael O' Keefe, Mater Private Hospital, Republic of Ireland

Special Session

Title: How to Make Money from Cataracts

Mark Fountain, Healthcare Business Solutions, UK

Jon Bhargava, Ophthalmologist, UK

Sessions: Cataracts | Cataract Surgery

Session Chair: Johny E Moore, University of Ulster, UK

Session Introduction

Title: Cataract – The dawning of a new age in its prevention and treatment

Roy A Quinlan, University of Durham, UK

Title: Congenital cataract as a cause of visual impairment

F Nienke Boonstra, Radboud University Nijmegen, The Netherlands

Lunch Break @ Source

Title: A 10 year review of pediatric cataract surgery outcomes at Singapore National Eye Centre (SNEC) and Kandang Kerbau Children's Hospital (KKH)

Quah Boon Long, Singapore National Eye Centre, Singapore

Title: Can we reach a safe land with these cases

Ashraf Armia Balamoun, Al Watany Eye Hospital, Egypt

Title: Femtolaser assisted cataract surgery versus phacoemulsification for treatment of cataract

Adekunle Olubola Hassan, Eye Foundation Hospital, Nigeria

Title: Intra operative floppy iris syndrome in cataract surgery.

Annavaijhala Venkatachalam, Hyderabad Eye Hospital, India

Panel Discussion

Sessions: Risk associated with cataract surgery | Benefits, cost and management of cataract & refractive surgery

Session Chair: Stephen Russell, University of Iowa, USA

Session Introduction

Title: A new complication of cataract surgery: Hemorrhagic occlusive retinal vasculitis

Stephen Russell, University of Iowa, USA

Networking and Refreshment Break

Title: Complications associated with cataract surgery

Rehab Ismail, James Cook University Hospital, UK

Title: Risk factors associated with cataract surgery :An analytical overview

Subhash Mishra, Directorate of Health Services-Chhattisgarh, India

Title: How to Manage Complications of flap in Z Lasik Surgery

Sophia Pujiastuti, Fatmawati Hospital, Indonesia

Title: Management of cataract surgery in Pseudo Exfoliation Syndrome

Sidi Mohammed Ezzouhairi, Glaucoma Center, Morocco

Day 2

August 05, 2016

Cheltenham Room

Keynote Forum

Title: Topographically-guided laser-in-situ keratomileusis for myopia using a customized aspheric treatment zone

Paul Dougherty, Dougherty Laser Vision, USA

Panel Discussion

Special Session

Title: IOL Monovision: Pearls, pitfalls and contraindications

Fuxiang Zhang, Downriver Optimeyes Super Vision Center, USA

Panel Discussion

Session: Intraocular Lenses (IOLs)

Session Chair: Roy A Quinlan, University of Durham, UK

Session Introduction

Title: Optimize quality of vision using asymmetric multi-focal IOLs

Johnny E Moore, University of Ulster, UK

Title: Contact lenses in Aphakic children

Serena X Wang, UT Southwestern Medical Center, USA

Networking and Refreshment Break @ Outside Room

Title: Same-day bilateral sequential IOL surgery (SBSS)

Paul Dougherty, Dougherty Laser Vision, USA

Title: Crossed vs. conventional pseudophakic mono-vision: Patient satisfaction, visual function and spectacle independence comparison

Fuxiang Zhang, Downriver Optimeyes Super Vision Center, USA

Title: Safety and efficacy of the zeiss trifocal and trifocal toric IOL

Fayyaz Musa, Cathedral and Huddersfield NHS Foundation Trust, UK

Title: Secondary multifocal intraocular lens implantation in patient with white cataract

Peirong Lu, The First Affiliated Hospital of Soochow University, China

Lunch Break @ Source Grill

Title: Comparative evaluation of 3 different toric intraocular lenses for efficacy and rotational stability: A prospective study

R K Bansal, Government Medical College and Hospital, India

Title: IOL calculation and binocular single vision

Sohair Gassim, University of Al-Neelain, Sudan

Panel Discussion

Sessions: Refractive Surgery | Ophthalmology Community | Ophthalmology Practise

Session Chair: Brandon Rodriguez, St. Luke's Cataract & Laser Institute, USA

Title: Phakic Intraocular Lenses in refractive surgery

Michael O' Keefe, Mater Private Hospital, Republic of Ireland

Title: Utilization of amniotic membrane grafting for the optimization of the ocular surface prior to refractive cataract surgery

Brandon Rodriguez, St. Luke's Cataract & Laser Institute, USA

Title: Impact on patient satisfaction with laser vitreolysis in a general ophthalmology community

Paul I Singh, Eye Centers of Racine & Kenosha, USA

Title: Bifocals in down: A study on the effect of bifocals in children with down syndrome

Christine de Weger, Donders Institute-Radboud University Nijmegen, The Netherlands

Networking and Refreshment Break @ Outside Room

Title: Evaluation of learning curve of ophthalmology residents when performing cataract surgery at tertiary care center.

A K Chandrakar, Pt. JN Medical College, India

Title: Impact of axial length and preoperative intraocular pressure on postoperative intraocular pressure changes in non-glaucomatous eyes following phaco-emulsification in a University Hospital, Riyadh, Saudi Arabia

Norah A Musallam, King Saud University, Saudi Arabia

Title: New techniques make us look forward

Ivanka J E van der Meulen, Academic Medical Center, The Netherlands

Title: Outcome of 100 phacoemulsification surgeries at Mohammad Al-Dossary Hospital Khobar, Saudi Arabia


Nisar Ahmed Khan, Mohammad Dossary Hospital, Saudi Arabia

Thanks giving & Closing Ceremony

Proceedings of

Global Pediatric Ophthalmology Congress

June 06-07, 2016 London, UK



Conference Series Ilc LTD

47 Churchfield Road London, W3 6AY, UK
Phone: +448000148923 Fax: +442030041517

Hall-B

conference**series**.com

Opening Ceremony

Keynote Forum

Introduction

Marcelo C Ventura

Altino Ventura Foundation, Brazil

Lisa Brothers Arbisser

John A Moran Eye Center-University of Utah, USA

Track 2: Retina & Retinal Disorders

Session Chair: **Ronni M Lieberman**, Icahn School of Medicine, USA

Session Introduction

Title: Classification and treatment of vitreous seeds in retinoblastoma using intra-arterial and intra-vitreous techniques

Jasmine H Francis, Memorial Sloan Kettering Cancer Center, USA

Coffee Break

Title: Topical anesthesia for treatment infants with retinopathy of prematurity

Pedro Mattar, King Khaled Eye Specialist Hospital, Saudi Arabia

Title: Intravitreal Bevacizumab in the Treatment of Retinopathy of Prematurity- the New Gold Standard?

Ronni M Lieberman, Icahn School of Medicine, USA

Title: Retinopathy of prematurity (ROP) in India and WINROP software

Kalpna Badami Nagaraj, Minto Ophthalmic Hospital, India

Title: Treatment of retinal capillary haemangioma using 810 nm infrared laser

Pochop Pavel, Charles University in Prague, Czech Republic

Title: Retinopathy of Prematurity - What's new about the pathogenesis and treatment?

Huseyin Yetik, Istanbul University, Turkey

Group Photo

Lunch Break @ Orwells Restaurant

Track 1: Pediatric Ophthalmology & Research

Track 3: Pediatric Cataracts

Session Chair: **Enrique Suarez**, King Khaled Eye Specialists Hospital, Saudi Arabia

Session Introduction

Title: Ophthalmic pathology in the offspring of pregnant women with gestational diabetes mellitus

Olga Alvarez-Bulnes, Fundació Hospital de Nens de Barcelona, Spain

Title: Keratoconus in pediatric patients

Enrique Suarez, King Khaled Eye Specialists Hospital, Saudi Arabia

Title: Cataract surgery in children with primary intraocular lens implant

Arturo Maldonado-Junyent, Catholic University of Cordoba, Argentina

Title: Sound eye versus amblyopic eye surgery for correction of unilateral sensory strabismus

Mohamed Mostafa Kamel Diab, Ain Shams University, Egypt

Title: Pediatric cataracts: Pearls and complications during surgery

Pedro Mattar, King Khaled Eye Specialist Hospital, Saudi Arabia

Title: Outcome of Cataract Surgery with Primary Intraocular Lens Implantation in less than Two-Year Age Group

Aygun Nabiyeva, Briz-L Eye Clinic Azerbaijan

Title: The Ventura technique for lens subluxation

Marcelo C Ventura, Altino Ventura Foundation, Brazil

Title: Advanced intraocular retinoblastoma: First successful results without systemic chemotherapy

Sonia De Francesco, University of Siena, Italy

Coffee Break @ Foyer

Panel Discussions

Day 2 June 07, 2016

Hall-B

Keynote Forum

Birgit Lorenz

Justus-Liebig-University Giessen, Germany

Special Session on Zika Virus "Ocular findings in infants with microcephaly after outbreak of Zika virus in Brazil"

Bruna V Ventura, Altino Ventura Foundation, Brazil

Track 4: Refractive Errors and Management

Track 5: Pediatric Glaucoma

Track 6: Neuro-Ophthalmology

Track 6: Dissociated Vertical Deviation (DVD)

Session Chair: Janardan Kumar

Session Introduction

Title: Activation of Rho-GTPase might be correlated with the pathophysiology of glaucoma

Janardan Kumar, Becker College, USA

Title: Papilloedema in children - now you see it now you don't

Samantha Harding, Royal College of Ophthalmologists, UK

Coffee Break @ Foyer

Title: Atropine to myopia control without photosensitive lens

Celso Marcelo Cunha, Cuiabá University, Brazil

Title: Infective and inflammatory eyelid disorders: Conventional and unconventional therapies to maintain eye health and avoid lid surgery

Anna Laura Giacomini, Ophthalmoplastic Service Camposampiero Civil Hospital, Italy

Title: Alteration of the immune system of the infant and its impact on vision

Daniel Valverde, University of Guayaquil, Ecuador

Title: The dynamics of the effects of catecholamine excite dumping syndrome in the recovery phase of visual impairment in children who suffered from pre, perinatal encephalopathy

Sevinj Salmanova, National Center of Ophthalmology, Azerbaijan

Title: Strabismus amblyopia in young Cameroonian children

Caroline Mvilongo Tsimi, Yaounde Central Hospital, Cameroon

Title: Neurobiological oriented treatment for amblyopia and amblyopia co-morbid with refractive squint, diplopia and headache

Jagmohan Dyal Singh, India

Lunch Break @ Orwells Restaurant

Title: Challenges in managing Paediatric Uveitis

William Ayliffe, The Lister Hospital, UK

Title: New concepts in vernal keratoconjunctivitis during childhood

Chris D. Kalogeropoulos, University of Ioannina, Greece

Title: New lamellar technique for keratoplasty in children

Arturo Maldonado-Junyent, Catholic University of Cordoba, Argentina

Title: Prospective comparative study for various treatment modalities of dissociated vertical deviation without inferior oblique over-action

Mohamed Mostafa Kamel Diab, Ain Shams University, Egypt

Young Researchers Forum

Title: Pediatric retinal detachments-Where do we stand?

Amrita Verma, Dr. Verma Nursing Home, India

Title: A cost benefit analysis of ROP screening at an urban tertiary Hospital in Makati city, Philippines

Mario Audie Sasongko, Makati Medical Center, Philippines

Coffee Break & Poster Presentation @ Foyer

Poster Presentations

- P01** **Title: Bilateral retinoblastoma with extra-retinal diffusion: 2 cases series**
Caroline Mvilongo Tsimi, Yaounde Central Hospital, Cameroon
- P02** **Title: Newly developed binocular treatment of amblyopia using head-mounted display**
Seong-Joon Kim, Seoul National University College of Medicine, South Korea
- P03** **Title: A case report of optic disk drusen in the patient with partial trisomy 16q**
Morreale Bubella Raffaella, University of Palermo, Italy

P04

Title: Intravitreal bevacizumab (Avastin) with peripheral retinal cryotherapy for patients with posterior retinopathy of prematurity and vitreous hemorrhage

Mohamed Mostafa Kamel Diab, Ain Shams University, Egypt

P05

Title: Modifiable amplified rectus muscle transposition fine surgery with or without ciliary vessel sparing

Mohamed Mostafa Kamel Diab, Ain Shams University, Egypt

P06

Title: Role of the fibromuscular bundles of orbital connective tissues in unpredicted outcome following strabismus surgery by using peribulbar sensorimotor differential block

Mohamed Mostafa Kamel Diab, Ain Shams University, Egypt

Panel Discussion & Closing Ceremony



Bookmark your dates

2nd Global Pediatric Ophthalmology Congress

June 26-28, 2017 Rome, Italy

e-mail: pediatricophthalmology@insightconferences.com; pediatricophthalmology@conferenceseries.com

Website: pediatricophthalmology.conferenceseries.com

Conference Series Ilc LTD

47 Churchfield Road London, W3 6AY, UK

Phone: +448000148923 Fax: +442030041517

Scientific Program

5th International Conference on

Clinical & Experimental Ophthalmology

August 04-06, 2015 Valencia, Spain

Day 1

August 04, 2015

Registrations

Valencia-C

conference**series**.com

Opening Ceremony

Keynote Forum

Introduction

Maria Dolores Pinazo Durán

University of Valencia, Spain

Jacob Lorenzo-Morales

University of La Laguna, Spain

Track 1: Retina & Retinal Disorders

Track 2: Corneal & External Eye Disease

Session Chair: Sarah Xin Zhang, State University of New York, USA

Session Co-Chair: Miguel Rechichi, Magna Graecia University, Italy

Session Introduction

Monitoring of high glucose-induced cell metabolic alteration of retinal microvascular endothelial cells with fluorescence lifetime imaging microscopy

Yoko Miura, University of Luebeck, Germany

Macular carotenoids current perspectives: Closing the generation gap

Vijaya Juturu, OmniActives Health Technologies Inc., USA

Networking & Refreshment Break @ Foyer

Endoplasmic reticulum homeostasis and inflammation in retinal müller cells

Joshua J Wang, State University of New York, USA

NF- κ B and SP1 expression in AGEs exposed retina and influence of different neurotrophic factors on it

Guzel Bikbova, Chiba University Graduate School of Medicine, Japan

Curcumin is a natural angiogenic that inhibits hypoxia-induced VEGF release in retina cells

Dario Vasquez Zuloaga, University de Chile, Chile

New insights in the pathogenesis of retinal vein occlusions

Maneli Mozaffarieh, University of Basel, Switzerland

Manipulating ER chaperones and the UPR for neuroprotection in retinal diseases

Sarah Xin Zhang, State University of New York, USA

Lunch Break @ Aqua

Workshop

Tele-ophthalmology and tele-eye screenings

K Yogesan, Australian E-Health Research Centre, Australia

Track 1: Retina & Retinal Disorders

Track 2: Corneal & External Eye Disease

Session Chair: Sarah Xin Zhang, State University of New York, USA

Session Co-Chair: Miguel Rechichi, Magna Graecia University, Italy

Session Introduction

Ultra-thin descemet stripping automated endothelial keratoplasty (UT-DSAEK) – Why I prefer this technique

Iva Dekaris, University Eye Hospital 'Svjetlost', Croatia

Femtosecond laser-assisted lens fragmentation: Effects on effective phaco time and postoperative corneal edema

Inder Paul Singh, Eye Centers of Racine & Kanosha in Racine, USA

Flammer-syndrome as one of the risk factors for GON

Maneli Mozaffarieh, University of Basel, Switzerland

New perspectives in non-invasive keratoconus treatment: Single or combined surgical strategy to improve vision through cornea reshaping

Miguel Rechichi, Magna Graecia University, Italy

Networking & Refreshment Break @ Foyer

Comparative study of results of standard corneal collagen crosslinking vs corneal crosslinking by iontophoresis of riboflavin

Guzel Bikbova, Chiba University Graduate School of Medicine, Japan

Combined phacoemulsification with express device: A procedure of choice in advanced open angle glaucoma

Baswati Prasanth, Ahalia Hospital, UAE

Use of new technologies and techniques in glaucoma with vulnerable optic disc

Shahid Wahab, Dow University of Health Sciences, Pakistan

Special Session

New perspectives in non-invasive keratoconus treatment: Improve vision through cornea reshaping

Miguel Rechichi, Magna Graecia University, Italy

Day 2

August 05, 2015

Valencia-C

Keynote Forum

Francisco Javier Carreras

University of Granada, Spain

Janardan Kumar

Becker College, USA

Track 3: Glaucoma: Visual Field Loss

Track 4: Neuro-Ophthalmology

Track 6: Research Trends in Surgical and Medical Ophthalmology

Session Chair: Janardan Kumar, Becker College, USA

Session Co-Chair: Maria Dolores Pinazo Durán, University of Valencia, Spain

Session Introduction

Targeting nitric oxide-cGMP signaling: Therapeutic potential in POAG

Emmanuel Buys, Massachusetts General Hospital, USA

Refractive lens exchange with implantation of trifocal or trifocal toric intraocular lens

Iva Dekaris, University Eye Hospital 'Svjetlost', Croatia

Immunohistochemistry of adheren junctions in the optic nerve head highlights potential fatal sites for aqueous humor-induced ionic stress and points to a new paradigm in glaucoma diagnosis and treatment

Francisco Javier Carreras, University of Granada, Spain

The LEA grating test in assessing detection grating acuity in normal infants less than 4 months of age

Giovana Martini, State University of Campinas, Brazil

Refreshment @ Foyer followed by Poster Presentations

Micro RNAs in tears as biomarkers for monitoring primary open-angle glaucoma

Maria Dolores Pinazo Duran, University of Valencia, Spain

Dynamics of compliance in glaucoma progression: A cross-sectional study comparing IOP and CCT devices followed by a longitudinal IOP and cup-to-disc ratio analysis

Stanka Uzunova, Specialised private practice, Bulgaria

Lunch Break @ Aqua

A comparison of three techniques of intraocular pressure measurements in normal eyes

Haya M Al Farhan, King Saud University, Saudi Arabia

Experimental study on myopia control of bilberry anthocyanins

Hongwei Deng, Schenzen Eye Hospital, China

Instruction Course

Customising surgical glaucoma treatment to the patient and their disease

Atul Bansal, University Hospital Coventry & Warwickshire, UK

Panel Discussion

Track 3: Glaucoma: Visual Field Loss

Track 4: Neuro-Ophthalmology

Track 6: Research Trends in Surgical and Medical Ophthalmology

Session Chair: Janardan Kumar, Becker College, USA

Session Co-Chair: Maria Dolores Pinazo Durán, University of Valencia, Spain

Inferotemporal dialysis, genetic reghmatogenous retinal detachment in the Andes?

Armando Sandoval Vaca, Hospital Metropolitano- Clinivisión, Ecuador

Networking & Refreshment Break @ Foyer

Prevention of blindness and use of transfer factors

Daniel Valverde, Universidad de Guayaquil, Ecuador

A comparative study between transplantation of conjunctival limbal autograft with mitomycin C and aminotic membrane transplantation with mitomycin C in re-current pterygium

Mohammed Othman Abdel Khalek El Sayed, Cairo University School of Medicine, Egypt

Uveitic macular edema: Pathophysiology and treatment update

Rola N Hamam, American University of Beirut, Lebanon

Grievance in teaching: Article (226) high court & article (32) supreme court Indian penal code applicable to all specialties

Katta S V, Malla Reddy Medical College for Women, India

Young Research Forum

Evaluation of calibration errors of Goldmann tonometers in university affiliated hospitals in Riyadh, KSA

Noor Al Anazi, King Saud University, Saudi Arabia

Vitrectomy for proliferative diabetic retinopathy, is it enough?

Rohit Sanjay Lul, Dr. Agarwal's Eye Hospital, India

Day 3

August 06, 2015

Valencia-C

Special Session

Future perspectives of glaucoma

Janardan Kumar, Becker College, USA

Track 5: Ocular Microbiology & Immunology

Track 7: Novel Approaches to Ophthalmology Therapeutics

Track 8: Ophthalmic Research and Drug Development

Session Chair: Jacob Lorenzo-Morales, University of La Laguna, Spain

Session Co-Chair: Kirti Singh, Maulana Azad Medical College, India

Session Introduction

Vitreous floaters-An under-appreciated and under treated problem: Patient satisfaction and complications of YAG vitreolysis

Inder Paul Singh, Eye Centers of Racine & Kanosha in Racine, USA

Edifice of adaptive strategies on foundations of science: Innovations necessary for children from eastern half

Kirti Singh, Maulana Azad Medical College, India

The efficacy of adalimumab stored in plastic vials at four degrees celsius and the effect of intravitreal adalimumab on the treatment of active non-infectious ocular inflammation

Rola N Hamam, American University of Beirut, Lebanon

Networking & Refreshment Break

Novel phaco-technique nucleus sculpting before hydrodissection

Mohamed A Nasr, Cairo University, Egypt

Study on security of the perilesional application of CIGB-128A (HeberFERON) in palpebral non melanoma skin cancers with surgical risk and aesthetic implications

Yaquelin Duncan Roberts, Center for Genetic Engineering and Biotechnology, Cuba

Video Presentations

Anti-VEGF in the treatment of diabetic macular oedema: A departmental study

Charikleia Papandreou, Lister Hospital, UK

Plasma rich in growth factors in eye drops for the treatment of ocular surface disease in patients with glaucoma

Ronald Sanchez Avila, University of Oviedo, Spain

Award Ceremony

Lunch Break @ Aqua

Poster Presentations

- P01** **Numerical modeling of refractive changes in diabetic subjects**
Robert Szuba, Adam Mickiewicz University, Poland
- P02** **A comparison between macular and retinal nerve fiber thickness in recovered and persistent unilateral amblyopia**
Sanaa Yassin, University of Dammam, Saudi Arabia
- P03** **BRCA1/2 mutations are not associated with risk of exudative age-related macular degeneration in ashkenazi jews**
Shirel Rossnewasser-Weiss, Felsenstein Medical Research Center, Israel
- P04** **Retinal safety studies of intravitreal injection of Rg1 ginsenosides on normal rabbit**
Lina Huang, Shenzhen Eye Hospital, China
- P05** **The associations of HLA-DP locus with Posner-Schlossman syndrome in Southern Chinese Han population**
Jun Zhao, Shenzhen Eye Hospital, China
- P06** **Complications of uveitis in children according to age: The risk of amblyopia**
Rola N Hamam, American University of Beirut, Lebanon
- P07** **New diagnostic approaches based on ocular manifestations and novel therapeutical interventions in Behcet disease**
Forough kheiry, Islamic Azad University of Tehran, Iran
- P08** **Efficacy of intravitreal ranibizumab injection in eyes with diabetic macular edema**
Norihiro Shimizu, Chiba University Graduate School of Medicine, Japan
- P09** **Dry form of age-related macular degeneration associations with; systemic disorders**
Amila Chandrasekera, Vision Care Optical Service Pvt Ltd, Sri Lanka

Award Ceremony

